



NAPA IN-STORE SIGNAGE & DÉCOR GUIDE

VERSION 2.6

07.29.21





CONTENT

Brand Promise	3
Gallery	4 - 10
Brand & Color	11
Floor Plan Example	12
Exterior Overview	13
Perimeter Overview	14 - 15
WWFF (What We're Famous For) POG Set Up Overview	16
Hardware	17 - 38
Hardware Summary	39
WWFF (What We're Famous For) POG Set Up	40 - 45
Signage Breakdown	46 - 103



BRAND PROMISE

“Quality parts and expertise you need to get the job done right – the first time.”

BRAND VALUES

- 1. Expertise or “Know How”**
- 2. Quality**
- 3. Availability of parts**

These signage guiding principles will articulate a customer-driven signage system with standards aiming to provide the following:

- 1. Consistency with signage nomenclature**
- 2. Brand reinforcement**
- 3. Keeping signage along customer sightlines**
- 4. Intuitive product location and ease of installation**



EXTERIOR





INTERIOR





INTERIOR





INTERIOR





INTERIOR






INTERIOR





INTERIOR





THE IMPORTANCE OF BRAND & COLOR

The in-store signage decor has been designed to improve the physical attributes of the store creating more of an authoritative stance on quality messaging, customer engagement and a competitive proposition.

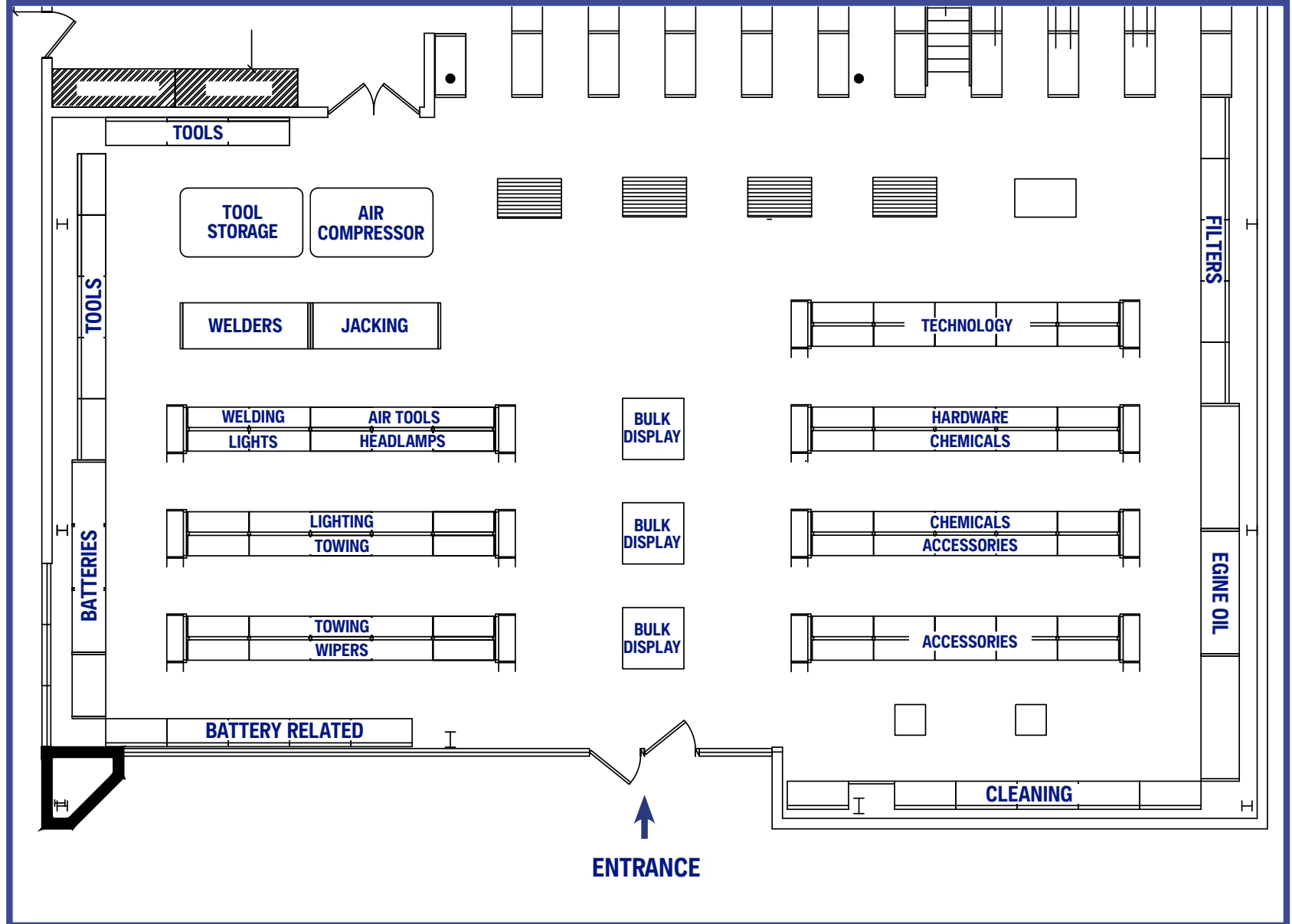
Our retail brand colors provide a seamless integration from our Rewards Program to Product Selection, to Category Identifiers and Lifestyle Positioning, all in an effort to soften the NAPA in-store image and appeal to a broader customer audience.

It is not about becoming our competition, but authenticating our brand pillars to represent more than just the “heavy DIY”. It’s a value proposition that places us as an industry expert.



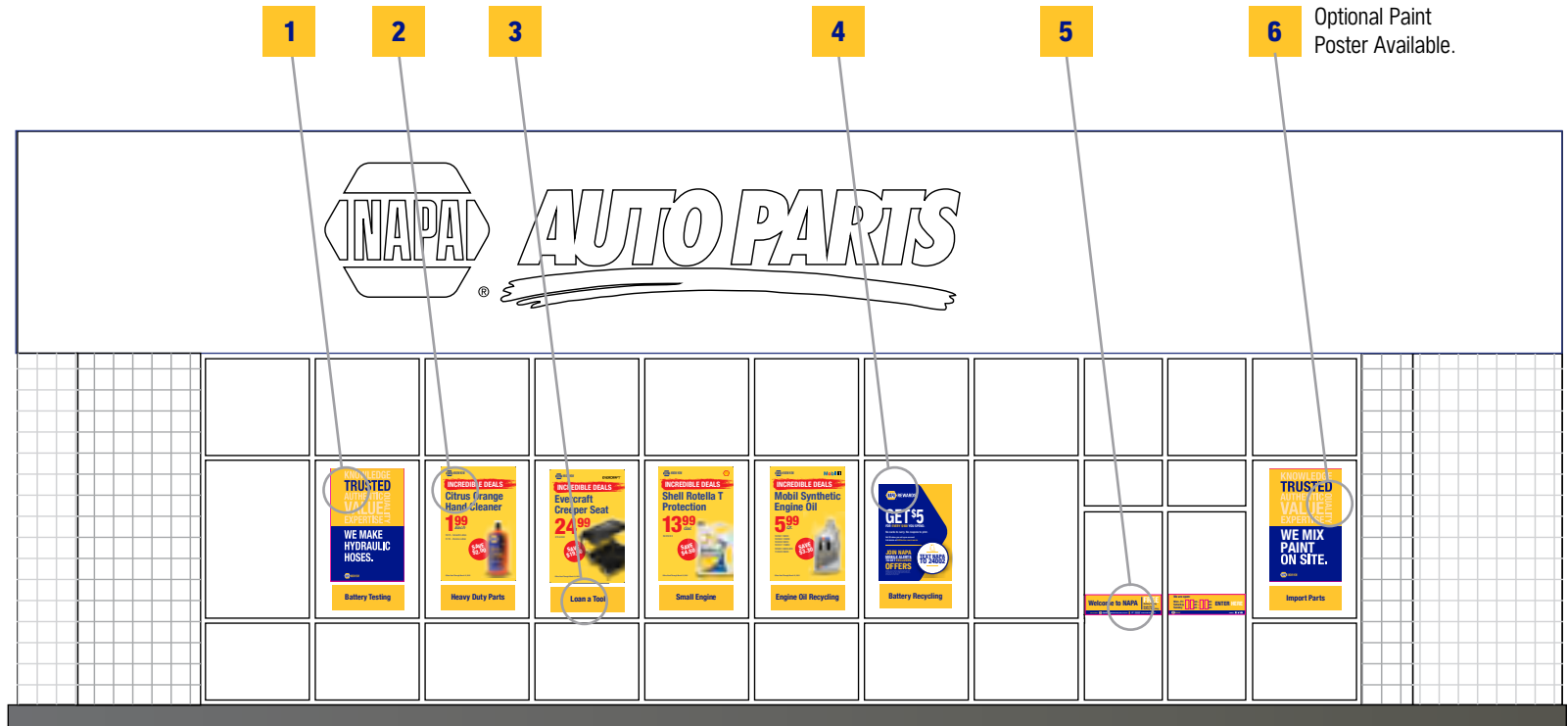
PLAN

FLOOR PLAN EXAMPLE





EXTERIOR

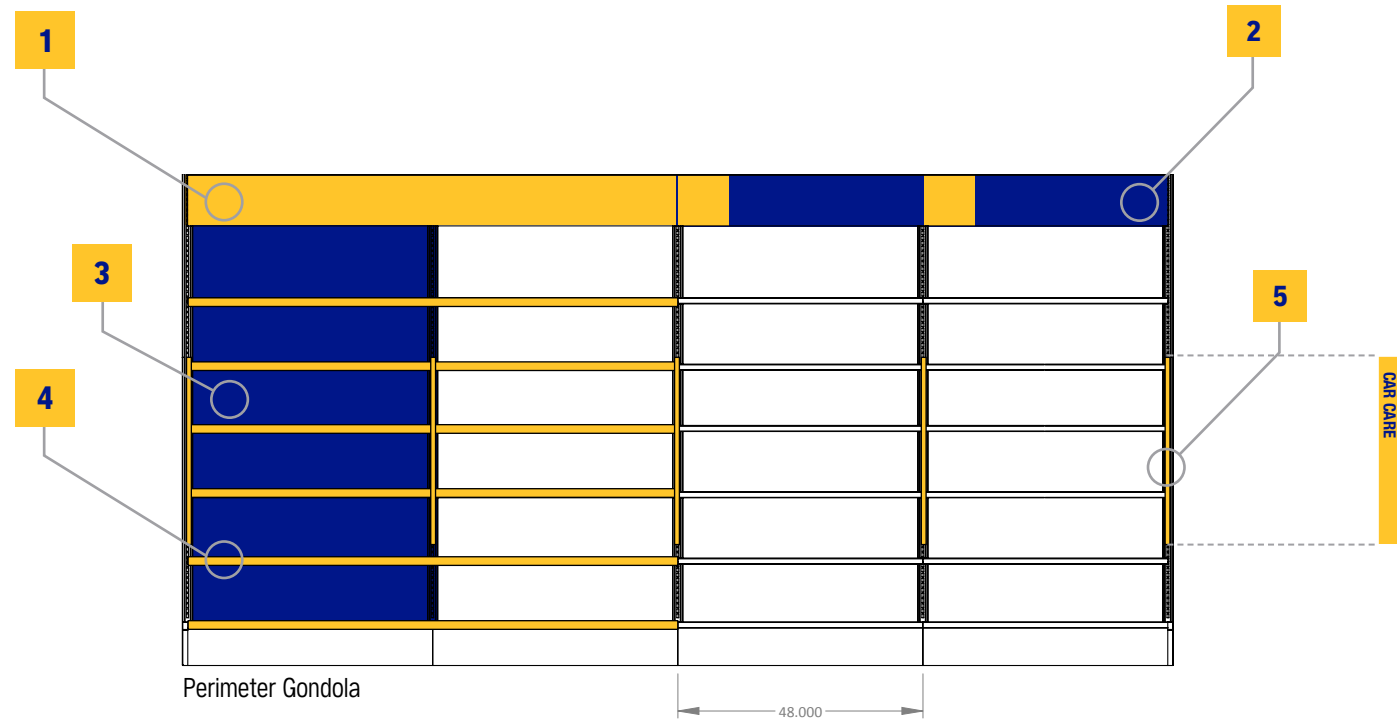


- 1 Hydraulic Hoses:** Window poster in select locations offering hydraulic hose products
- 2 Monthly Promotional:** Window posters to drive sales on select discounted products
- 3 Destination Clings:** Permanent signage for product and service offerings

- 4 Rewards:** Optional window poster in select locations to drive customer points/savings initiative
- 5 Store Hours:** Permanent door sign with interchangeable numbers for hours of operation
- 6 Paint On Site:** Window poster in select locations that mix paint.



PERIMETER



- 1 Perimeter Headers:** Used for Category Call-outs
- 2 Perimeter WWFF Headers:** Unique signage that highlights product information and selection for specific categories. In approved locations only
- 3 Shelf Backers:** In approved locations only
- 4 Shelf Strips:** In approved locations only
- 5 Aisle Violators:** In approved locations only



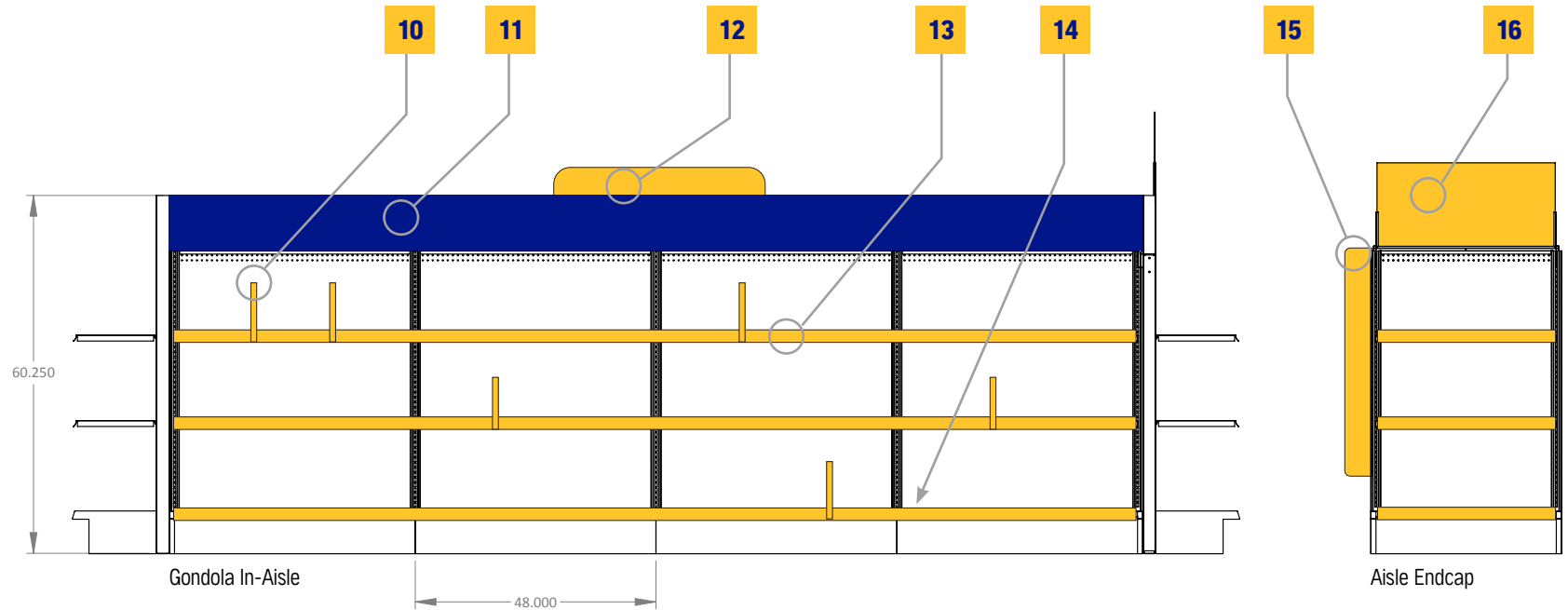
PERIMETER



- 7 Rewards & Gift Card Promo:** NAPA Rewards Customer recruitment and gift card impulse purchase.
- 8 Counter Displays:** Clutter control for NAPA Rewards program and gift card sales.
- 9 Vertical Banners:** Serves as a brand values billboard.



WWFF POG SET UP




- 10 Product Dividers:** For Chemicals and additive product navigation
- 11 WWFF Aisle Headers:** NAPA exclusive product line information in approved locations only
- 12 Gondola Headers:** Category callout for customer navigation

- 13 Shelf Strips:** Brand color inserts for brand consistency in approved locations only
- 14 Deck Liners:** Brand color unification at the shelf level in approved locations only
- 15 Aisle Violators:** In approved locations only
- 16 Endcap Headers:** Monthly promotional information



SIGN TYPE: PERIMETER HEADERS (LIFESTYLE, WORDCLOUDS & HEADER INSERTS)



Measurement from ground to bottom of sign

NOTE: For 24" perimeter example see pages 34 and 36



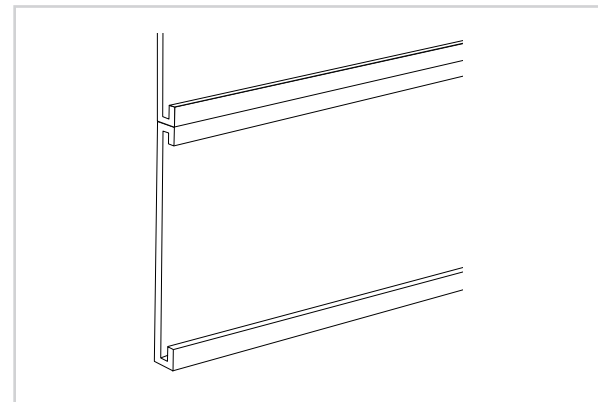
96"W x 47.9375"H or 48"W x 47.9375"H



96"W x 47.9375"H or 48"W x 47.9375"H



96"W x 9.9375"H or 50"W x 9.9375"H



Hardware - C Channel Inserts

NOTE: Not supplied by MillerZell



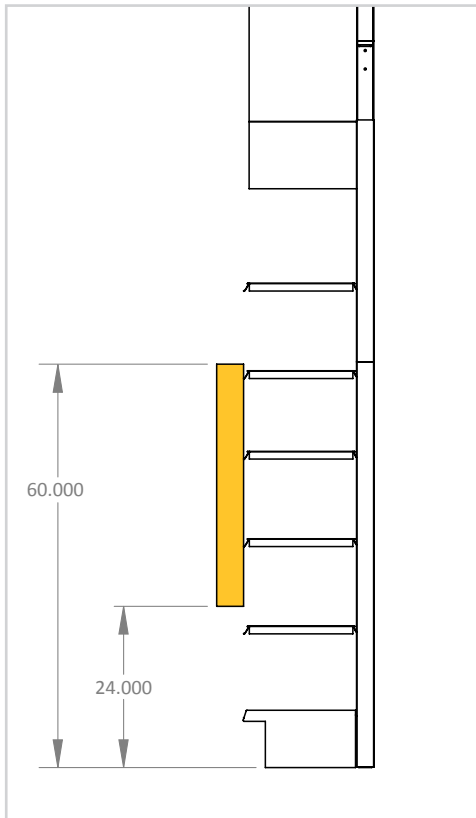
SIGN TYPE: PERIMETER HEADERS





SIGN TYPE: PERIMETER BLADES

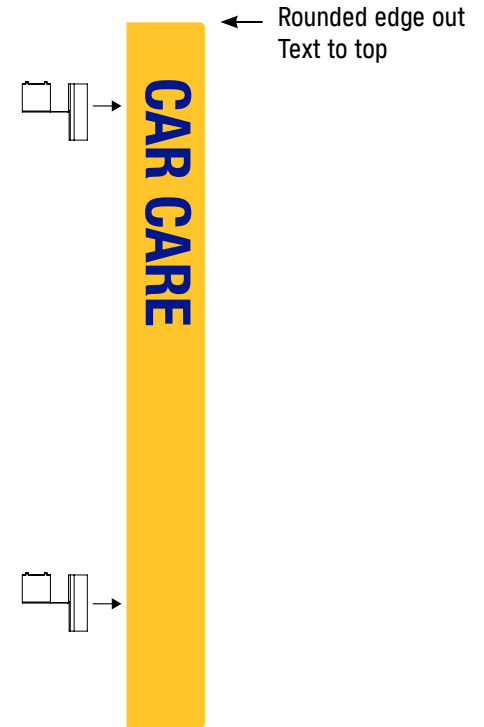
Size: 4"w x 36"h



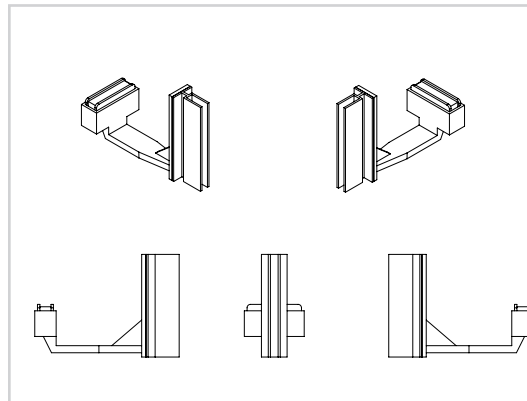
Measurement from ground to bottom of sign



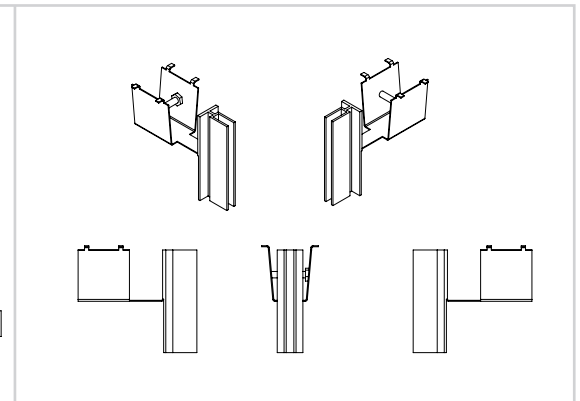
Hardware 4
Battery/Oil Application



Hardware 5
On Shelf Application



Part# 422473 - Hardware 1



Part# 12716 - Hardware 2



SIGN TYPE: PERIMETER BLADES

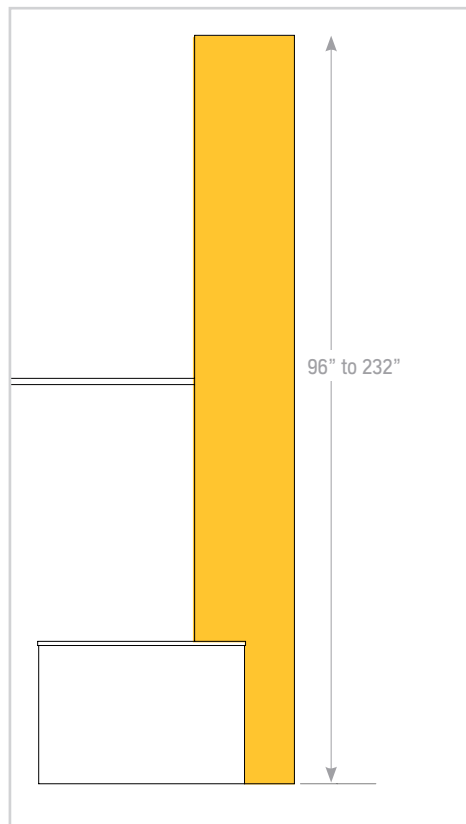




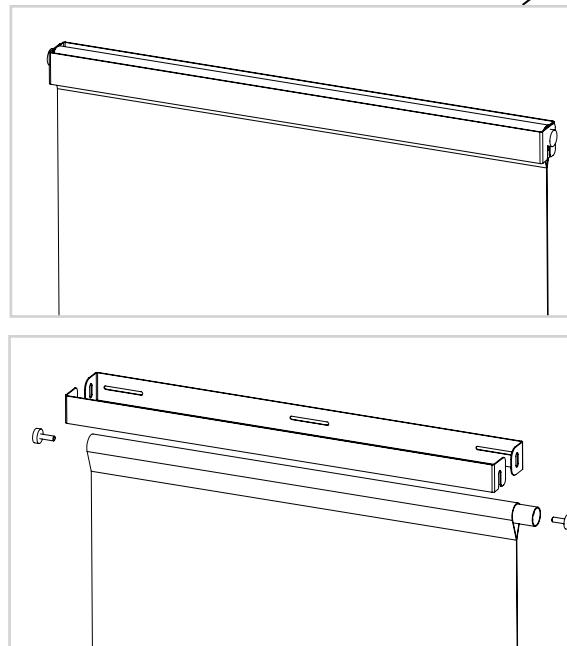
SIGN TYPE: VERTICAL BANNERS

NOTE: KIT COMES IN 5 SIZES TO MATCH THE WIDTH OF THE STOCK ROOM UPRITE

- Kit# 37220** - 12" Hardware
- Kit# 35980** - 18" Hardware
- Kit# 6419** - 24" Hardware
- Kit# 21995** - 30" Hardware
- Kit# 37221** - 36" Hardware



Measurement from ground to bottom of sign





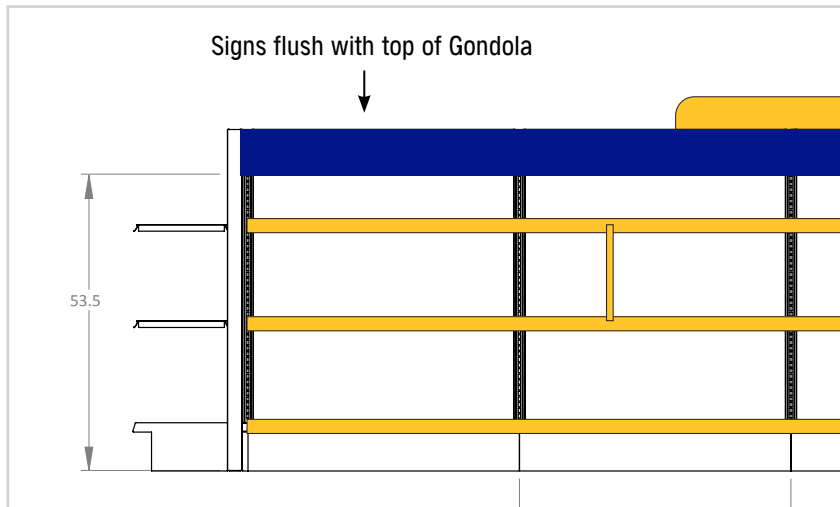
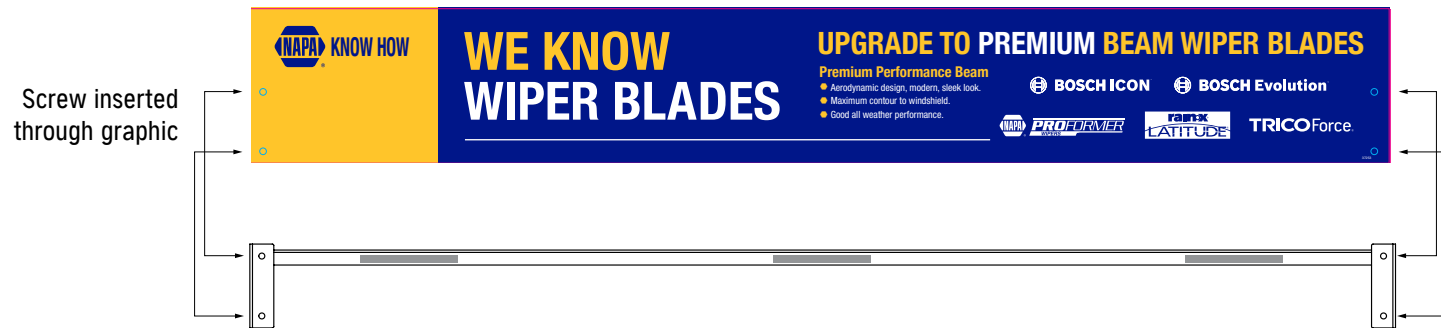
SIGN TYPE: VERTICAL BANNERS



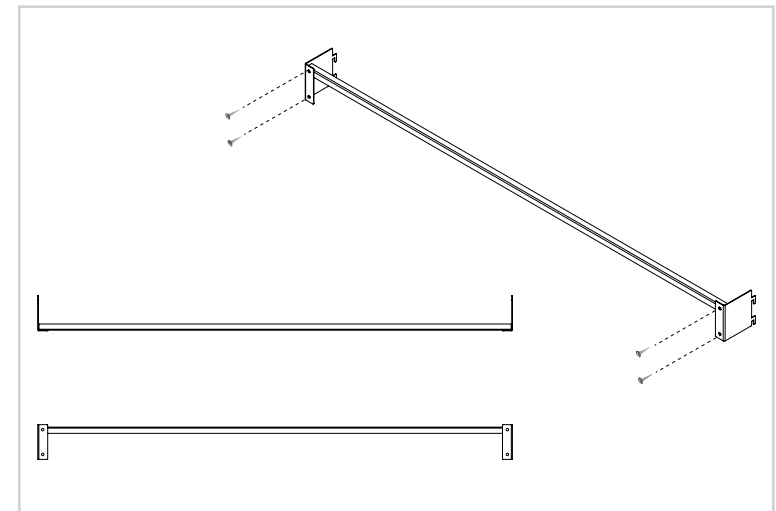


SIGN TYPE: WWFF AISLE HEADERS

Size: 48"w x 6.5"h



Measurement from ground to bottom of sign



Part# 37215 - Hardware 3



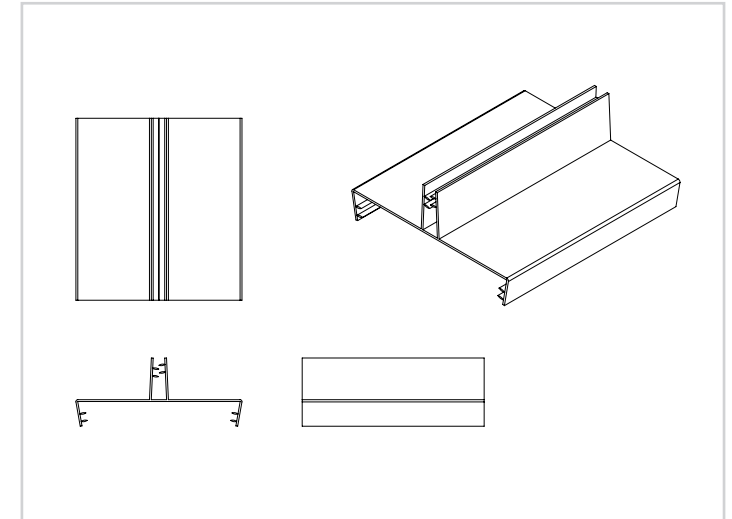
SIGN TYPE: WWFF AISLE HEADERS





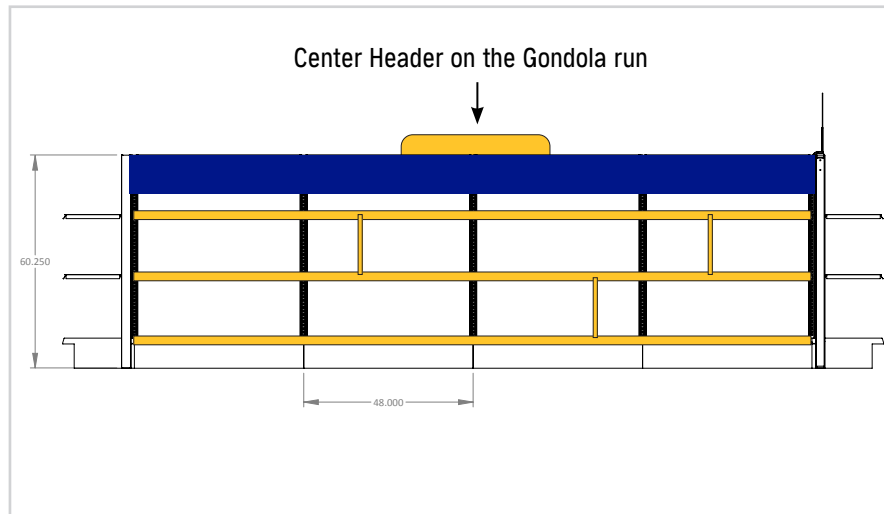
SIGN TYPE: CENTER GONDOLA HEADERS

Size: 30"w X 6"h

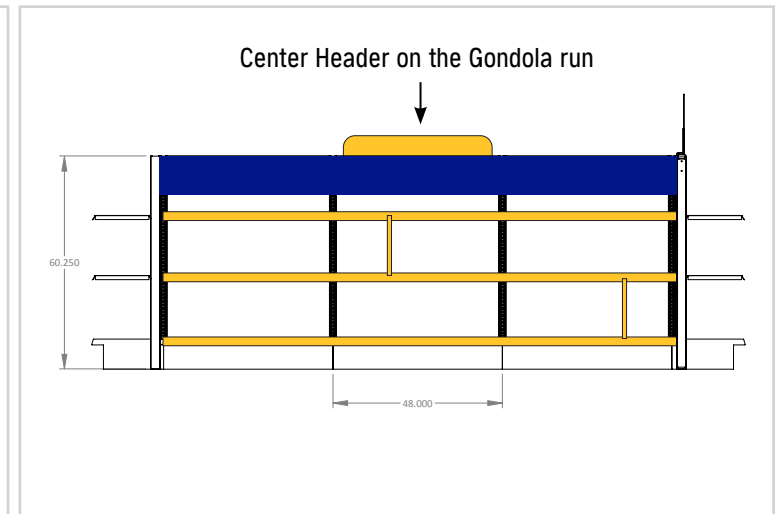


Part# 14423 - Hardware 4

(4) 4' sections



(3) 4' sections



Measurement from ground to bottom of sign




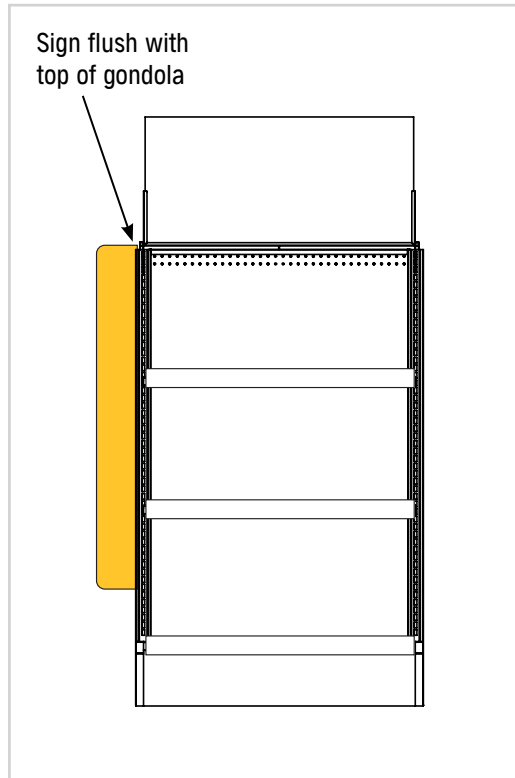
SIGN TYPE: CENTER GONDOLA HEADERS



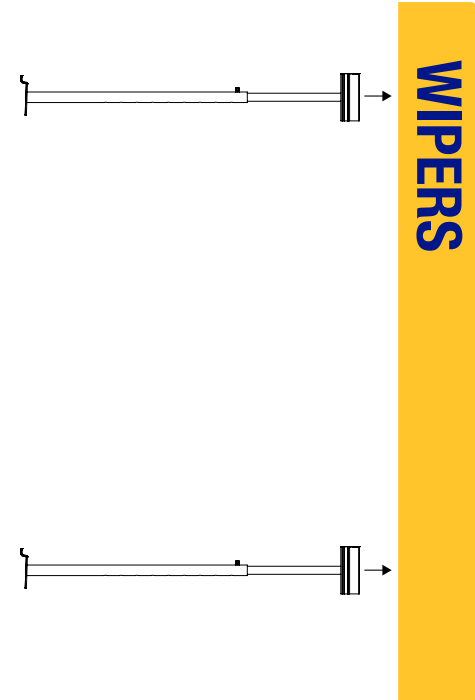


SIGN TYPE: AISLE BLADES

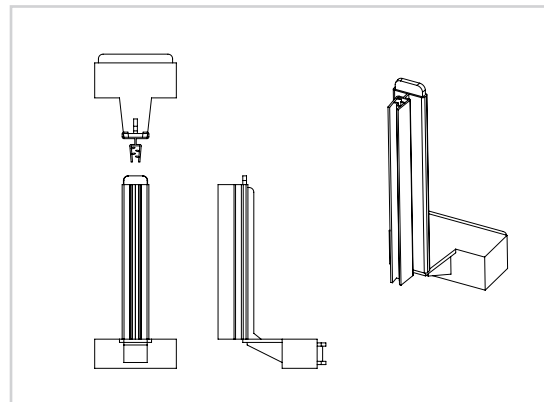
Size: 4"w x 36"h



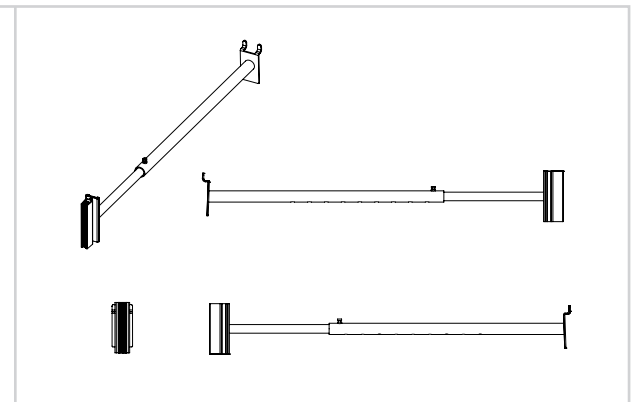
Hardware 5
Aisle Endcap Application



Hardware 6
Gondola In-Aisle Application



Part# 14045 - Hardware 5



Part# 12717 - Hardware 6



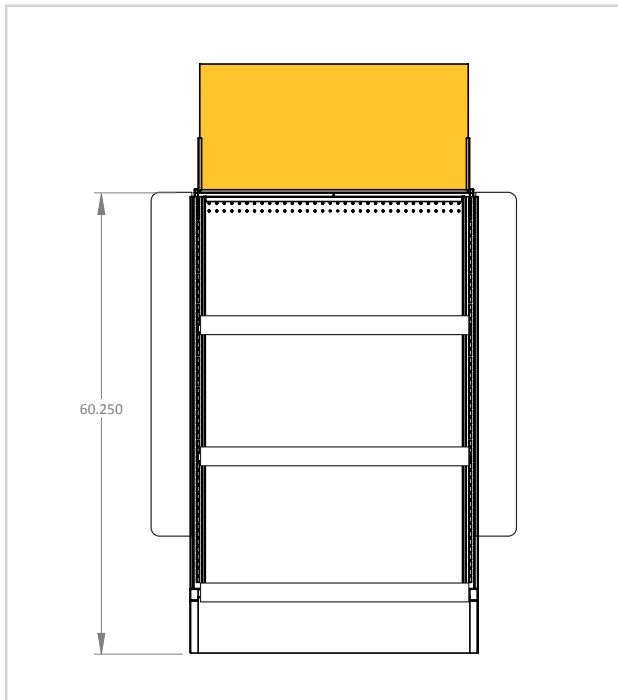
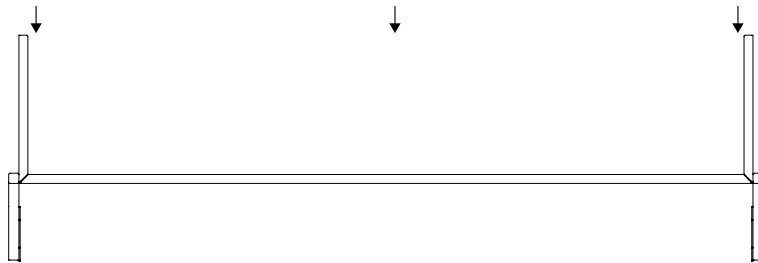
SIGN TYPE: AISLE BLADES



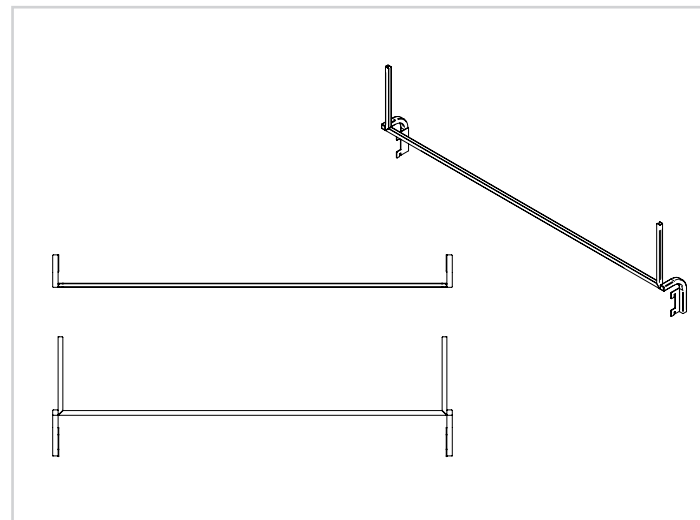


SIGN TYPE: ENDCAP HEADERS

Size: 35.5"w X 17"h



Measurement from ground to bottom of sign



Hardware 8

NOTE: Not supplied by MillerZell



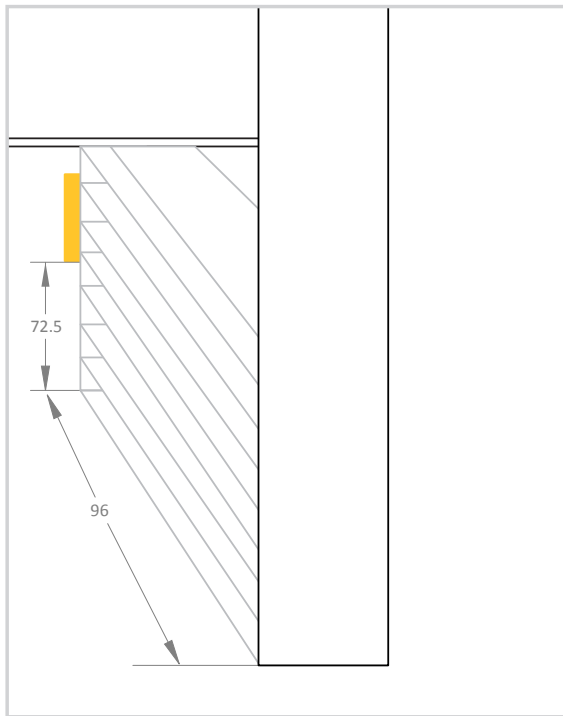
SIGN TYPE: ENDCAP HEADERS



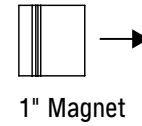


SIGN TYPE: STOCKROOM BLADES

Size: 3"W x 16"H

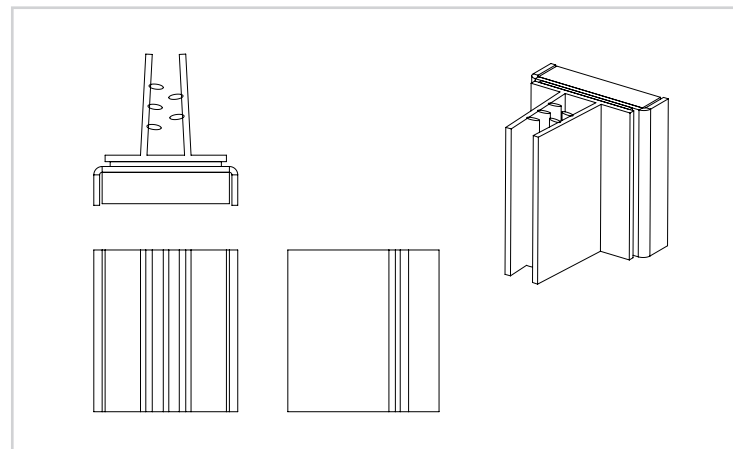


- Measurement from ground to bottom of sign
- Must all be installed at the same height
- Do not install on most forward uprights



← Rounded edge out
Text to top

Note: Stockroom Blades can never be placed at the front of the aisle.



Part# 16765 Hardware 9

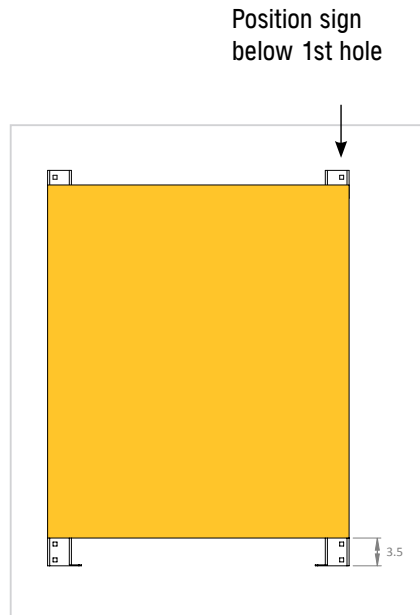


SIGN TYPE: STOCKROOM BLADES





SIGN TYPE: ENDCAPS & MIDCAPS



Measurement from ground to bottom of sign

28"x44.5"

NAPA KNOW HOW WE KNOW LIFTING

Floor Jack

A floor jack, often also referred to as a car jack, or service jack, is a mechanical device designed to give the user the necessary mechanical advantage to lift heavy loads. Although floor jacks have a variety of uses, the vast majority pertain to lifting automobiles or trucks. A Floor Jack should always be used in conjunction with a Jack Stand.

- **Experience Level** Light DIY to Professional
- **Size & Capacity** Floor Jacks are available in many sizes, with capacity ranging from 2 ton "Trolley" Jacks, to 35-ton Truck Service Jacks.

Jack Stand

The jack stand is an adjustable height mechanical structure or frame that is used to support your car once lifted. It provides a solid mechanical stop to prevent your car from falling, which means you don't have to rely solely on the hydraulics of your floor jack (which you should never do).

- **Experience Level** Light DIY to Professional
- **Size & Capacity** Consider the type of car you will be working on. Jack stands come in all types of different heights and varieties. The most notable difference is height. Jack stands vary in height quite a bit, so it's important to choose one that is either tall enough or short enough to suit your vehicle. Capacity ranges from 2 to 22-ton.

Bottle Jack

Much like a floor jack, a Bottle Jack is hydraulically operated. The major advantage of a bottle jack is a smaller footprint.

- **Experience Level** Light DIY to Professional
- **Weight Rating** Available in many sizes with capacity ranging from 2 tons to 50 tons

Engine Hoist

Often called an engine crane, cherry picker or engine lift, an Engine Hoist is used to remove and install small engines in cars and trucks.

- **Experience Level** Heavy DIY to Professional
- **Weight Rating** The hoist must be greater than the weight of the object to be lifted.

Transmission Jack

A Transmission Jack is a hydraulic device designed to support, raise and lower a transmission once it has been disconnected from a vehicle.

- **Experience Level** Professional
- **Weight Rating** The transmission jack must be sized to the anticipated capacity and load.

SAFETY: All NAPA jacks and hoists are safety certified to the latest ASME-PALD and ASME-PASE standards. All jacks and hoists are designed for use only on hard, level surfaces.

Use heavy duty double-sided adhesive tape to attach sign to Gondola uprights.

48"x50"

NAPA KNOW HOW WE KNOW FILTERS

It's all about how you drive, not what you drive!

NAPA Platinum Filter

How You Drive

- Towing
- Extreme idle times
- Extreme periods at highway speeds

Oil & Filter Change Intervals

- OE recommendation

Oil Type Used

- Full synthetics
- Synthetic blends

Where You Drive

- Highway
- Harsh conditions
- Extreme heat
- Extreme cold
- Lower gear mountainous climbs

NAPA Proselect Filter

How You Drive

- Daily travel
- Running errands
- To and from work

Oil Type Used

- Conventional and conventional high mileage

Where You Drive

- Around town
- Highway

Oil & Filter Change Intervals

- 3,000 to 5,000 miles

NAPA Gold Filter

How You Drive

- Stop-and-go traffic
- Short trips
- Highway travel

Oil & Filter Change Intervals

- OE recommendation

Oil Type Used

- Full synthetics
- Synthetic blends
- Conventional

Where You Drive

- On and off highway
- Dirty, dusty roads
- Construction sites
- Roads de-iced with slag
- Higher than 50° weather

Replacing a dirty air filter makes for a better running engine and saves money on engine maintenance.

Breathe better and live healthier with a clean cabin air filter.

K&N Filters

- Premium efficiency and capacity.
- Extended life high flow filter media.

MANN, MAHLE, & Hengst Filters

- Filters installed by many European Auto manufacturers.

FULL Filters

- Filters installed by many Asian Auto Manufacturers.



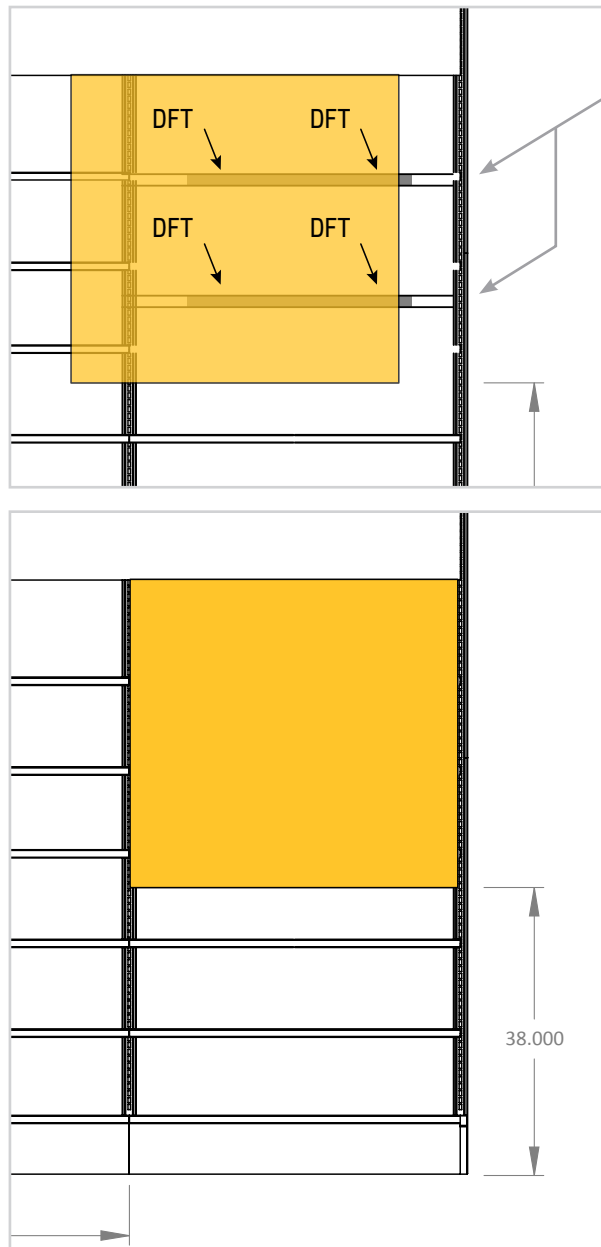
SIGN TYPE: ENDCAPS





SIGN TYPE: PERIMETER MIDCAP

Size: 48"W x 50"H



Crossbar Part #888-4814

NAPA KNOW HOW

WE KNOW FILTERS

It's all about how you drive, not what you drive!

NAPA Platinum Filter

How You Drive

- Towing
- Extreme idle times
- Extreme periods at highway speeds

Where You Drive

- Highway
- Harsh conditions
- Extreme heat
- Extreme cold
- Lower gear mountainous climbs

Oil & Filter Change Intervals

- OE recommendation

Oil Type Used

- Full synthetics
- Synthetic blends

NAPA Proselect Filter

How You Drive

- Daily travel
- Running errands
- To and from work

Where You Drive

- Around town
- Highway

Oil & Filter Change Intervals

- 3,000 to 5,000 miles

Oil Type Used

- Conventional and conventional high mileage

NAPA Gold Filter

How You Drive

- Stop-and-go traffic
- Short trips
- Highway travel

Where You Drive

- On and off highway
- Dirty, dusty roads
- Construction sites
- Roads de-iced with salt
- Higher than 90°F weather

Oil & Filter Change Intervals

- OE recommendation

Oil Type Used

- Full synthetics
- Synthetic blends
- Conventional

Replacing a dirty air filter makes for a better running engine and saves money on engine maintenance.

Breathe better and live healthier with a clean cabin air filter.

K&N Filters

- Premium efficiency and capacity.
- Extended life high flow filter media.

MANN, MAHLE, & Hengst Filters

- Filters installed by many European Auto manufacturers.

FULL Filters

- Filters installed by many Asian Auto Manufacturers.

Use heavy duty double-sided adhesive tape to attach sign to 888-4814 Cross Bars

Measurement from ground to bottom of sign



SIGN TYPE: PERIMETER MIDCAP

WE KNOW FILTERS
It's all about how you drive, not what you drive!

NAPA Platinum Filter

How You Drive

- Daily
- Extreme city drive
- Extreme periods of idling

Where You Drive

- Highways
- Back roads
- Extreme heat
- Extreme cold
- Cover good maintenance drive

Oil & Filter Change Intervals

- Oil recommended
- Oil Type Used
- Full synthetic
- Synthetic blend

NAPA Silver Filter

How You Drive

- Daily
- Severe driving
- To and from work

Where You Drive

- Highways

Oil & Filter Change Intervals

- Traditional

NAPA Gold Filter

How You Drive

- Stop and go traffic
- Short trips
- Highway travel

Where You Drive

- On and off highway
- Dirty dirty roads
- Construction sites
- Road to 3rd world
- High heat 3rd world weather

Oil & Filter Change Intervals

- Oil recommended
- Oil Type Used
- Full synthetic
- Synthetic blend
- Conventional

Replacing a dirty air filter makes for a better running engine and saves money on engine maintenance.

Breathe better and live healthier with a clean cabin air filter.

K&N Filters

- Premium efficiency and capacity
- Extended life high flow filter media

MANN, MAHLE, & Hengst Filters

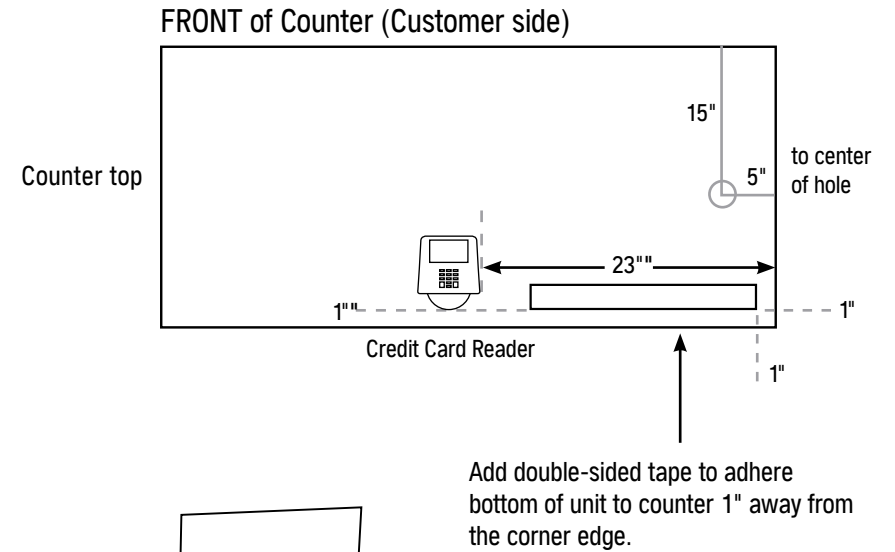
- Filters installed by many European Auto manufacturers.

FULL Filters

- Filters installed by many Asian Auto Manufacturers.



SIGN TYPE: COUNTERTOP - CLUTTER CONTROL



COUNTERTOP CLUTTER CONTROL UNIT KIT# 18147



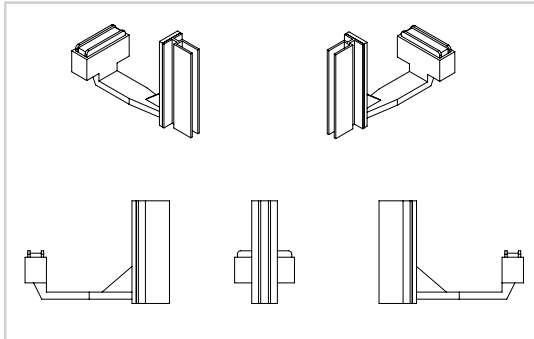
SIGN TYPE: COUNTERTOP - CLUTTER CONTROL



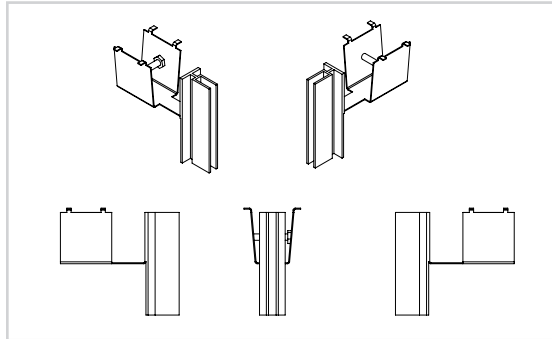
Please do not block clutter control unit. It should always remain visible from every sight line.



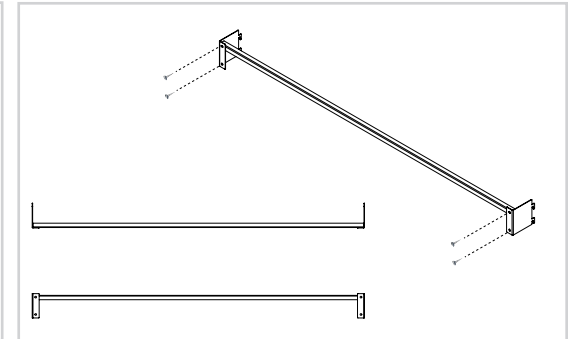
HARDWARE SUMMARY



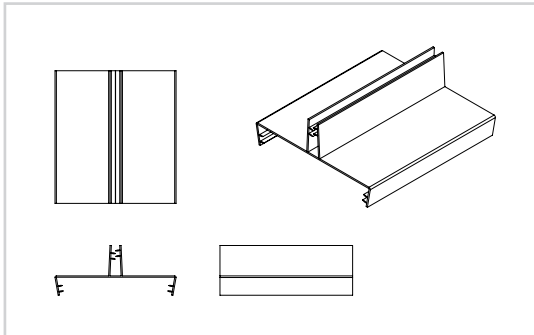
Part #422473 Hardware 1
Sign type: Perimeter Blades
Application: Gondola Uprights



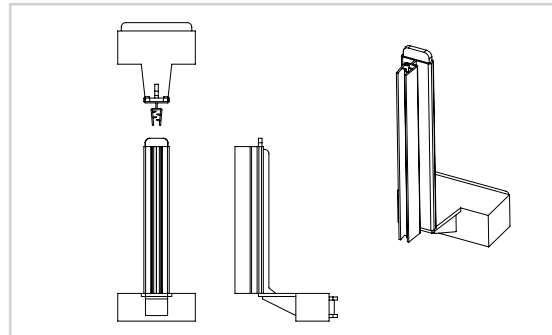
Part #12716 Hardware 2
Sign type: Perimeter Blades
Application: Gondola In-Aisle



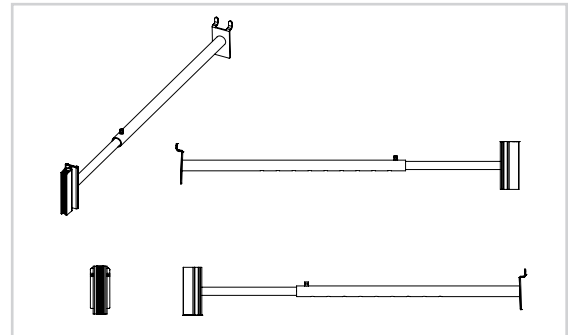
Part #18150 Hardware 3
Sign type: Aisle Headers
Application: Gondola In-Aisle



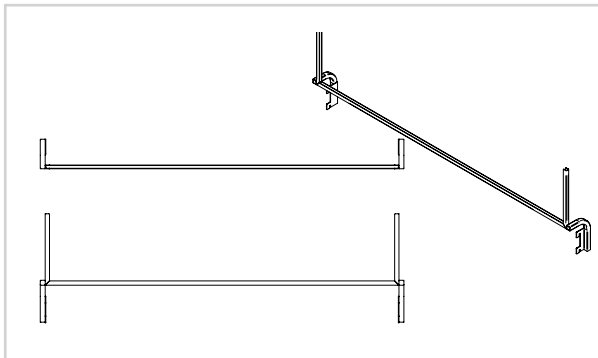
Part #14423 Hardware 4
Sign type: Center Gondola Headers
Application: Gondola



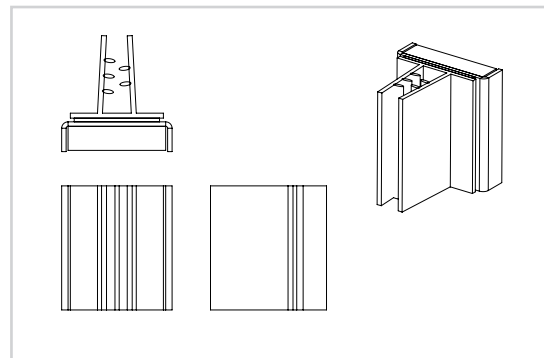
Part #14045 Hardware 5
Sign type: Aisle Blades
Application: Endcap



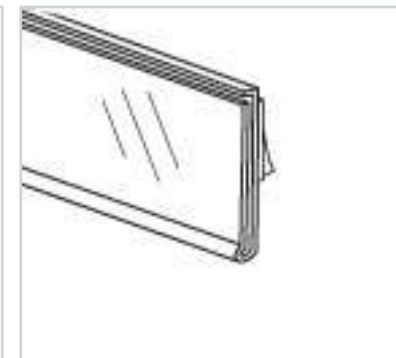
Part #12717 Hardware 6
Sign type: Aisle Blades
Application: In-Aisle



Hardware 8 Not Supplied by Miller Zell
Sign type: Endcap Headers
Application: Gondola Endcaps



Part# 16765 Hardware 9
Sign type: Stockroom Blades
Application: Stockroom Uprights

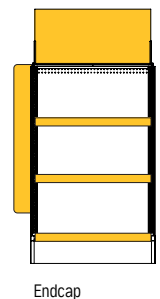
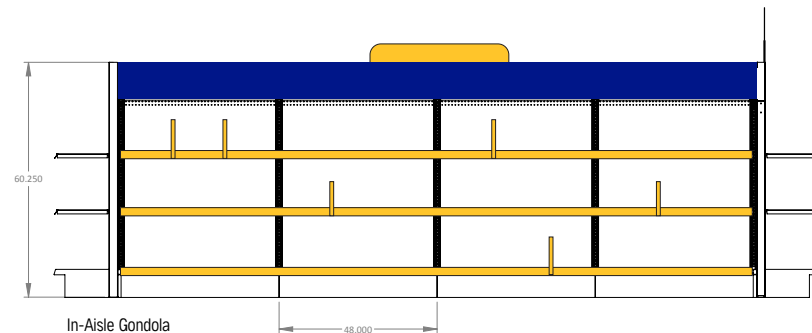
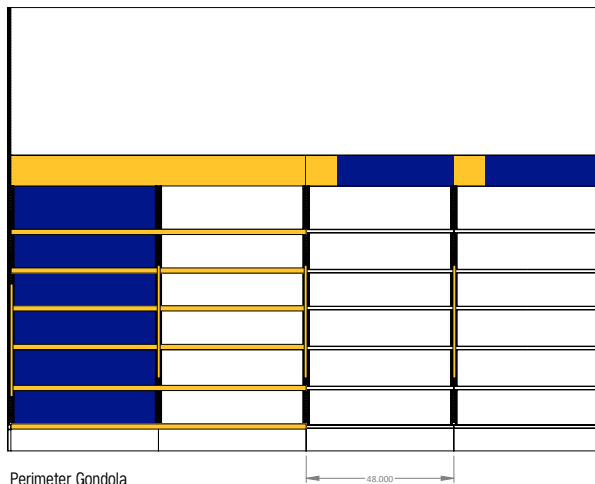


Part# 57050-01 Hardware 10
Sign type: Channel Strips
Application: Gondola In-Aisle



WWFF POG SET UP

	Header Cards	Gondola Backers	Aisle Violators	Shelf Strips
Perimeter Wall Units				
1. Engine Oil	Yes	No	Yes	Yes
2. Vehicle Batteries	Yes	No	Yes	Yes
3. Wash and Wax	Yes	Yes	Yes	Yes
In-Aisle Gondolas				
4. Lamps	Yes	Yes	Yes	Yes
5. Chemicals	Yes	Yes	Yes	Yes
6. Wipers	Yes	Yes	Yes	Yes



This material is NOT to be used in any other planogram.



WWFF POG SET UP

BATTERY



WASH / WAX





WWFF POG SET UP

OIL





WWFF POG SET UP LAMPS





WWFF POG SET UP

WIPER BLADES





WWFF POG SET UP

ADDITIVES





SIGNAGE BREAKDOWN



EXTERIOR

WINDOW CLINGS



Size: 36"W x 48"H

Note: Examples Only



2 size options:

Part# 48153NSH Size: 24"W x 36"H

Part# 48151NSH Size: 36"W x 48"H

QTY: 1

Standard Kit



2 size options:

Part# 48157NSH Size: 24"W x 36"H

Part# 48155NSH Size: 36"W x 48"H

QTY: 1

Available Upon Request



2 size options:

Part# 21565 Size: 24"W x 36"H

Part# 21564 Size: 36"W x 48"H

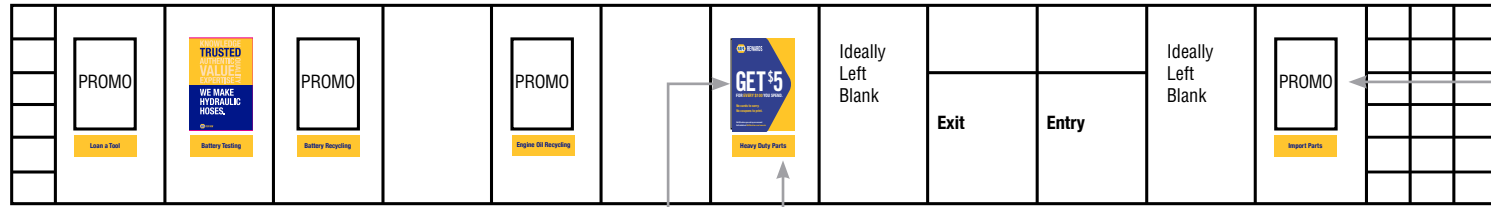
QTY: 1

Available Upon Request

Substrate: Vinyl

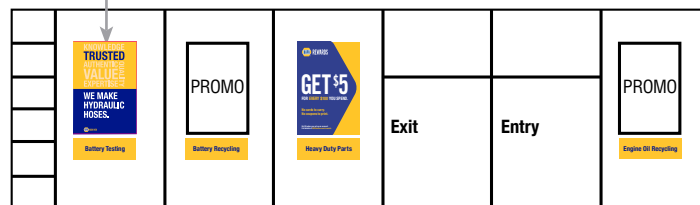



WINDOW CLING CONFIGURATION



Exterior Front Elevation

REWARDS POSTER DESTINATION CLINGS



Optional: Use Promo Poster only if store does not **mix paint** or have a **machine shop**.



Optional: Use Paint Poster or Machine Shop if store has either service.



DESTINATION CLINGS

LOAN A TOOL

Part# 48042NSH QTY: 1
Size: 36"W x 12"H

BATTERY TESTING

Part# 48043NSH QTY: 1
Size: 36"W x 12"H

BATTERY RECYCLING

Part# 48044NSH QTY: 1
Size: 36"W x 12"H

ENGINE OIL RECYCLING

Part# 48045NSH QTY: 1
Size: 36"W x 12"H

HEAVY DUTY PARTS

Part# 48046NSH QTY: 1
Size: 36"W x 12"H

IMPORT PARTS

Part# 48047NSH QTY: 1
Size: 36"W x 12"H

SMALL ENGINE

Part# 48048NSH QTY: 1
Size: 36"W x 12"H

HYDRAULIC HOSES

Part# 48049NSH QTY: 1
Size: 36"W x 12"H

WIPER INSTALLATION

Part# 48050NSH QTY: 1
Size: 36"W x 12"H

36" X 12" LARGE DESTINATION CLING KIT #48041NSH

LOAN A TOOL

Part# 48143NSH QTY: 1
Size: 24"W x 12"H

BATTERY TESTING

Part# 48144NSH QTY: 1
Size: 24"W x 12"H

BATTERY RECYCLING

Part# 48145NSH QTY: 1
Size: 24"W x 12"H

ENGINE OIL RECYCLING

Part# 48146NSH QTY: 1
Size: 24"W x 12"H

HYDRAULIC HOSES

Part# 49760NSH QTY: 1
Size: 24"W x 12"H

HEAVY DUTY PARTS

Part# 48147NSH QTY: 1
Size: 24"W x 12"H

IMPORT PARTS

Part# 48148NSH QTY: 1
Size: 24"W x 12"H

SMALL ENGINE

Part# 48149NSH QTY: 1
Size: 24"W x 12"H

WIPER INSTALLATION

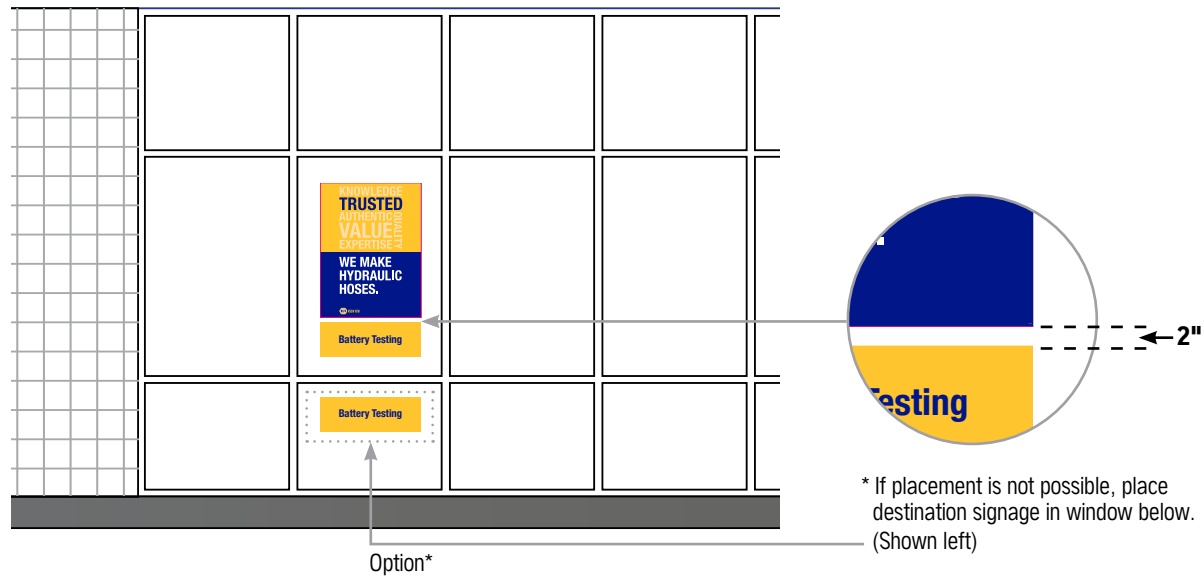
Part# 48150NSH QTY: 1
Size: 24"W x 12"H

24" X 12" SMALL DESTINATION CLING KIT #48142NSH

Substrate: Vinyl




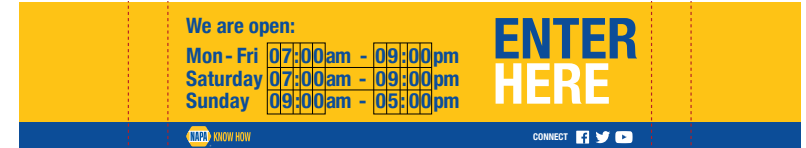




WINDOW & DESTINATION CLINGS






GENERIC DOOR CLINGS



For double door application



For single door application


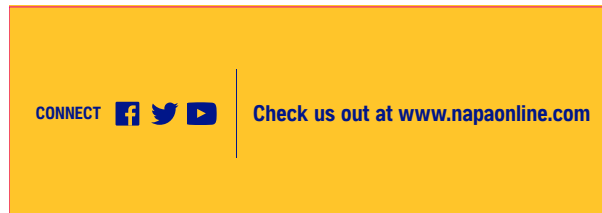
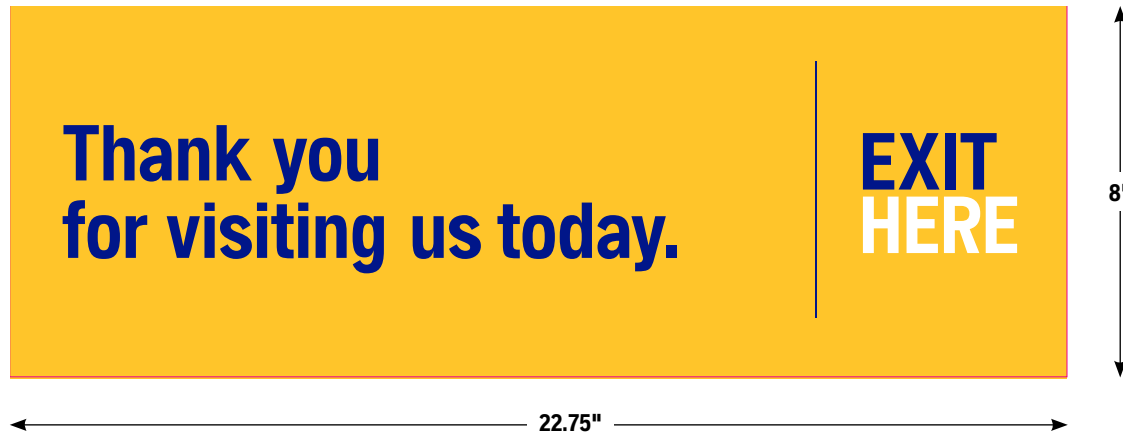
GENERIC DOOR CLING KIT #48163NSH

Substrate: Vinyl



EXTERIOR

GENERIC DOOR CLINGS - REDUCED SIZE



GENERIC DOOR CLING KIT - REDUCED SIZE #48173NSH

Substrate: Vinyl



STORE HOURS

04	04	05	05	06	06	07	07	08	08	09	09	10	10	11	11	12	12
04	04	05	05	06	06	07	07	08	08	09	09	10	10	11	11	12	12
04	04	05	05	06	06	07	07	08	08	09	09	10	10	11	11	12	12
04	04	05	05	06	06	07	07	08	08	09	09	10	10	11	11	12	12
04	04	05	05	06	06	07	07	08	08	09	09	10	10	11	11	12	12
04	04	05	05	06	06	07	07	08	08	09	09	10	10	11	11	12	12
04	04	05	05	06	06	07	07	08	08	09	09	10	10	11	11	12	12

30	30	30	30	30	30	30	30	00	00	00	00	00	00	00	00	00	00
30	30	30	30	30	30	30	30	00	00	00	00	00	00	00	00	00	00
30	30	30	30	30	30	30	30	00	00	00	00	00	00	00	00	00	00
30	30	30	30	30	30	30	30	00	00	00	00	00	00	00	00	00	00
30	30	30	30	30	30	30	30	00	00	00	00	00	00	00	00	00	00
30	30	30	30	30	30	30	30	00	00	00	00	00	00	00	00	00	00
30	30	30	30	30	30	30	30	00	00	00	00	00	00	00	00	00	00

STORE HOURS KIT #48168NSH

Substrate: Vinyl

ADD-ON HOURS

Available Upon Request

01	01	01	01	01	01	01	01	01
02	02	02	02	02	02	02	02	02
03	03	03	03	03	03	03	03	03
Closed								
Closed								

ADD-ON HOURS KIT - 48171NSH



STORE HOURS





WWFF PERIMETER HEADERS

BATTERY

Installation Order: 1

WE KNOW BATTERIES

- NAPA® POWER**
 - Good quality.
- NAPA® LEGEND**
 - Better quality.
- NAPA® PREMIUM**
 - Best quality.

Part# 48590NSH Size: 51" x 9.9375"

3

WE KNOW TECHNOLOGY

- Spill proof
- Longer life in high temperature
- Faster charging
- Maintenance free
- Up to twice the life of a regular battery

AGM TECHNOLOGY

Part# 48592NSH Size: 51" x 9.9375"

WE KNOW RECYCLING

A car battery contains lead and sulfuric acid. Improper disposal can be dangerous and will contaminate the environment. Protect the Planet, return your old battery here.

Part# 48591NSH Size: 51" x 9.9375"

2

4

MORE CHOICE FOR ALL YOUR POWER NEEDS

Part# 48593NSH Size: 51" x 9.9375"

WASH & WAX

Installation Order: 1

WE KNOW CAR CARE

Part# 48585NSH Size: 48" x 9.9375"

4

ALL THE BIG BRANDS IN CAR CLEANING

Armor All, Mothers, Turtle Wax, Meguiar's, Z-Care, Newtars

Part# 48587NSH Size: 48" x 9.9375"

CAR WASH
• Maximizes the life & shine of your car's paint.

WAX & PROTECT
• Protects your paint finish from the damaging elements.

GLASS CLEANER
• Cleans glass restoring crystal clear vision.

WHEEL CLEANER
• Removes brake dust, grease, oil & grime from rims.

TIRE SHINE
• Reduces cracking & fading.

PROTECTANTS
• Protects vinyls & plastics from UV rays.

LEATHER CARE
• Restores leather's natural look & feel.

UPHOLSTERY/CARPET
• Removes stains leaving your car clean & fresh.

Part# 48586NSH Size: 48" x 9.9375"

2

5

ALL THE BIG BRANDS IN CAR CLEANING

Purple Power, 3M, Blue Magic, Stoner, rain-x, Black Magic

Part# 48588NSH Size: 48" x 9.9375"

3

METAL POLISH
• Shines and protects all metal surfaces.

CLEANER WAX
• Cleans, smooths and restores finish.

DEGREASERS
• Breaks grease for home, shop, and industry.

BUG & TAR REMOVER
• Removes dead-on residue from road grime to tree sap.

TRIM RESTORER
• Protects against fading, discoloration and oxidation.

WATER REPELLENT
• Enhances visibility with water bead technology.

HEADLIGHT RESTORATION
• Removes yellow and haze from headlights to restore clarity.

Part# 48589NSH Size: 48" x 9.9375"



PERIMETER HEADERS





OIL WALL GRAPHIC - 24' PLANOGRAM



Part# 61608NSH
Size: 48.6" x 9.9375"



Part# 61609NSH
Size: 49.5" x 9.9375"



Part# 61610NSH
Size: 49.5" x 9.9375"



Part# 61611NSH
Size: 49.5" x 9.9375"



Part# 61607NSH
Size: 49.5" x 9.9375"

*KIT INCLUDES ALL PRODUCT CARDS

OIL WALL GRAPHIC & HARDWARE KIT #56717NSH

Substrate: 60 mil Styrene



OIL WALL GRAPHIC - 24' PLANOGRAM





OIL WALL GRAPHIC - 16' PLANOGRAM

Mobil Valvoline®

Part# 61613NSH
Size: 49.5" x 9.9375"



NAPA ENGINE OIL

Part# 61607NSH
Size: 49.5" x 9.9375"



**Shell
ROTELLA®**

Part# 61610NSH
Size: 49.5" x 9.9375"



Part# 61611NSH
Size: 49.5" x 9.9375"

*KIT INCLUDES ALL PRODUCT CARDS

OIL WALL GRAPHIC & HARDWARE KIT #56718NSH

Substrate: 60 mil Styrene



OIL WALL GRAPHIC - 16' PLANOGRAM





PERIMETER

OIL WALL GRAPHIC - 8' PLANOGRAM



Part# 61607NSH

Size: 48.6" x 9.9375"

*KIT INCLUDES ALL PRODUCT CARDS

* TWO HEADERS PER KIT

OIL WALL GRAPHIC & HARDWARE KIT #56719NSH

Substrate: 60 mil Styrene



OIL WALL GRAPHIC - 8' PLANOGRAM





CATEGORY INSERTS

	CHARGING Part# 47999NSH QTY: 3 Size: 47.9375" x 9.9375"	STARTING Part# 47994NSH QTY: 1 Size: 47.9375" x 9.9375"	CABLES Part# 48003NSH QTY: 1 Size: 47.9375" x 9.9375"
DIY SERVICE TOOLS Part# 48000NSH QTY: 2 Size: 47.9375" x 9.9375"	DIY HAND TOOLS Part# 47997NSH QTY: 2 Size: 47.9375" x 9.9375"	TOOL SETS Part# 47998NSH QTY: 1 Size: 47.9375" x 9.9375"	PROFESSIONAL Part# 48002NSH QTY: 3 Size: 47.9375" x 9.9375"
TOOLS Part# 48001NSH QTY: 5 Size: 47.9375" x 9.9375"	KNOW HOW Part# 48005NSH QTY: 3 Size: 47.9375" x 9.9375"	POWER TOOLS Part# 48008NSH QTY: 1 Size: 47.9375" x 9.9375"	HEAVY DUTY Part# 48244NSH QTY: 2 Size: 47.9375" x 9.9375"
ACCESSORIES Part# 47996NSH QTY: 1 Size: 47.9375" x 9.9375"	ANTIFREEZE Part# 48004NSH QTY: 1 Size: 47.9375" x 9.9375"	TOOL BOXES Part# 48006NSH Size: 47.9375" x 9.9375"	TOWING Part# 48007NSH QTY: 2 Size: 47.9375" x 9.9375"
CLEANING Part# 47992NSH * Size: 47.9375" x 9.9375"	FILTERS Part# 47993NSH * Size: 47.9375" x 9.9375"	TOOL BOXES Part# 48006NSH * Size: 47.9375" x 9.9375"	WELDING Part# 49370NSH QTY: 1 * Size: 47.9375" x 9.9375"
WE MIX PAINT Part# 49369NSH QTY: 1 * Size: 47.9375" x 9.9375"	MARINE Part# 59288NSH QTY: 1 * Size: 47.9375" x 9.9375"		

CATEGORY INSERT KIT #47991NSH *Sold Separately



CATEGORY HEADERS





PERIMETER & GONDOLA BLADES

GONDOLA



Part#48027NSH QTY: 2
Size: 4" x 36"



Part# 48026NSH QTY: 2
Size: 4" x 36"



Part# 48028NSH QTY: 2
Size: 4" x 36"

PERIMETER



Part#48025NSH QTY: 2
Size: 4" x 36"



Part# 48024NSH QTY: 2
Size: 4" x 36"



Part# 48023NSH QTY: 2
Size: 4" x 36"

PERIMETER & GONDOLA BLADE KIT #48022NSH

Substrate: 80 mil Styrene



PERIMETER & GONDOLA BLADES

GONDOLA



PERIMETER





VERTICAL BANNERS





VERTICAL BANNERS

12" WIDTH BANNER

8'	Brands Banner 12"	48440NSH
10'	Brands Banner 12"	48442NSH
12'	Brands Banner 12"	48444NSH
15'	Brands Banner 12"	48446NSH

24" WIDTH BANNER

7'	Brands Banner 24"	48448NSH
7'	Ride Control Banner 24"	48450NSH
7'	Heating/Cooling Banner 24"	48452NSH
7'	Proformer Banner 24"	48454NSH
7'	Ignition Banner 24"	48456NSH
7'	Friction Banner 24"	48458NSH
7'	OE Parts Banner 24"	48460NSH
7'	Rotors Banner 24"	48462NSH
7'	Filters Banner 24"	48464NSH
7'	Belts-Hoses Banner 24"	48466NSH
8'	Specialty Brands Banner 24"	48470NSH
8'	Friction Banner 24"	48468NSH
8'	Ride Control Banner 24"	48472NSH
8'	Filters Banner 24"	48474NSH
8'	Heating/Cooling Banner 24"	48480NSH
8'	OE Parts Banner 24"	48482NSH
8'	Belts/Hoses Banner 24"	48484NSH
8'	Proformer Banner 24"	48486NSH
8'	Rotors Banner 24"	48488NSH
8'	Ignition Banner 24"	48490NSH
10'	Specialty Brands Banner 24"	48492NSH
10'	Friction Banner 24"	48494NSH
10'	Ride Control Banner 24"	48496NSH
10'	Filters Banner 24"	48498NSH

24" WIDTH BANNER

10'	OE Parts Banner 24"	48502NSH
10'	Belts/Hoses Banner 24"	48504NSH
10'	Proformer Banner 24"	48506NSH
10'	Rotors Banner 24"	48508NSH
10'	Ignition Banner 24"	48510NSH
15'	Brands Banner 24"	48512NSH
15'	Friction Banner 24"	48514NSH
15'	Ride Control Banner 24"	48516NSH
15'	Filters Banner 24"	48518NSH
15'	Heating/Cooling Banner 24"	48520NSH
15'	OE Parts Banner 24"	48522NSH
15'	Belts/Hoses Banner 24"	48524NSH
15'	Proformer Banner 24"	48526NSH
15'	Rotors Banner 24"	48528NSH
15'	Ignition Banner 24"	48530NSH

30" WIDTH BANNER

8'	Filters Banner 30"	48534NSH
10'	Filters Banner 30"	48536NSH
12'	Filters Banner 30"	48538NSH
15'	Filters Banner 30"	48540NSH

36" WIDTH BANNER

8'	Specialty Brands Banner 36"	48542NSH
8'	Friction Banner 36"	48544NSH
8'	Heating/Cooling Banner 36"	48546NSH
8'	Rotors Banner Kit 36"	48548NSH
10'	Specialty Brands Banner 36"	48550NSH
10'	Friction Banner Kit 36"	48552NSH
10'	Heating/Cooling Banner Kit 36"	48556NSH

36" WIDTH BANNER

12'	Specialty Brands Banner Kit 36"	48558NSH
12'	Friction Banner Kit 36"	48560NSH
12'	Heating/Cooling Banner Kit 36"	48564NSH
12'	Rotors Banner Kit 36"	48562NSH
15'	Specialty Brands Banner Kit 36"	48566NSH
15'	Friction Banner Kit 36"	48568NSH
15'	Heating/Cooling Banner Kit 36"	48572NSH
15'	Rotors Banner Kit 36"	48570NSH



MOOR STOCK ROOM

STOCK ROOM AISLE SIGNS

STARTERS	IGNITION CAPS	
BRAKE ROTORS	IGNITION COILS	
BRAKE DRUMS	IGNITION WIRES	
AIR FILTERS	GASKETS	
OIL FILTERS	WIPER MOTORS	
FUEL FILTERS	WATER PUMPS	
BRAKE HARDWARE	CALIPERS	WIPER BLADES
BRAKE SHOES	OXYGEN SENSORS	HEADLAMPS
BRAKE PADS	SPARK PLUGS	WHEEL BEARINGS
OIL SEALS	ALTERNATORS	MASTER CYLINDERS

SIZE: 3" x 16"
QUANTITY OF 1 EACH PER KIT
STOCK ROOM AISLE SIGN KIT #49340NSH



STOCK ROOM

STOCK ROOM AISLE SIGNS



Installation Order: 1

Part# 48014NSH Size: 48" x 6.5"

Part# 48016NSH Size: 48" x 6.5"

Installation Order: 1

Part# 48013NSH Size: 48" x 6.5"

Part# 48011NSH **Size: 48" x 6.5"**

Installation Order: 1

Part# 59286NSH Size: 48" x 6.5"

Part# 59283NSH **Size: 48" x 6.5"**

Substrate: 60 mil Styrene

Part# 48015NSH Size: 48" x 6.5"

Part# 48017NSH Size: 48" x 6.5"

Part# 54156NSH Size: 48" x 6.5"

Part# 54155NSH Size: 48" x 6.5"

Part# 59284NSH Size: 48" x 6.5"

Part# 59285NSH Size: 48" x 6.5"



WWFF AISLE HEADERS - MAGNETIC

***USED ONLY WITH OWI DIGITAL SCREENS**

SEE THE DIFFERENCE

LED

- LED's illuminate faster & brighter than conventional lamps
- Perfect brighter replacement for back-up lights
- LEDs have a longer life then conventional lamps
- Bold color provides a high end look for your vehicle
- Simple DIY upgrade from conventional lamps

INCANDESCENT

LONG LIFE

- Twice the life of standard bulbs
- Patented filament design
- Highly durable and vibration proof
- Available in clear and natural amber glass

STANDARD

- Meets original equipment basic standards
- Available in clear and natural amber glass

Part# 54157NSH Size: 48" x 6.5"

UPGRADE TO NAPA PREMIUM BULBS

PUSH FOR DEMO

NIGHTVISION™ XENON SUPER WHITE

Look of Today's Luxury Vehicles

- Intense white light
- Premium HQL-LED Appearance
- Top performance meets style
- 1 year warranty

NIGHTVISION™ BRILLIANT

Premium Night Vision Brilliant

- Whitest and Brightest performance in standard bulbs
- Premium quality filaments and optical coatings
- Provides great down road visibility
- 2 year warranty

NIGHTVISION™ VIVID

Premium Night Vision Vivid

- Whiter and Brighter performance than standard bulbs
- Greater depth perception and contrast than standard bulbs
- 2 year warranty

NIGHTVISION™ ICLEAR

Premium Night Vision Clear

- Brighter light than standard bulbs
- 1 year warranty

Part# 54158NSH Size: 48" x 6.5"

LAMP & BULB MAGNETIC HEADER KIT - #56948NSH

Substrate: 60 mil Styrene



CENTER GONDOLA HEADERS

WINDSHIELD

Part# 48035NSH
Size: 30" x 6"

TOWING

Part# 48036NSH
Size: 30" x 6"

ELECTRICAL

Part# 48037NSH
Size: 30" x 6"

TOOLS

Part# 48038NSH
Size: 30" x 6"

ACCESSORIES

Part# 48030NSH
Size: 30" x 6"

CHEMICALS

Part# 48032NSH
Size: 30" x 6"

HEAVY DUTY

Part# 48034NSH
Size: 30" x 6"

KNOW HOW

Part# 48040NSH
Size: 30" x 6"

PAINT & BODY

Part# 48031NSH
Size: 30" x 6"

MARINE

Part# 59289NSH
Size: 30" x 6"

QUANTITY OF 2 EACH PER KIT
CENTER GONDOLA KIT #48029NSH

Substrate: 40 mil Styrene



CENTER GONDOLA HEADERS





WWFF LINERS

SHELF STRIP Part# 48595NSH

Size: 48" x 1.1875" QTY:100



PEGBOARD LINER Part# 48598NSH

Size: 47" x 54" QTY:22

***PEGBOARD LINER ALSO**

SOLD AS A KIT OF (4) - #48598NSH KIT

WWFF LINER KIT #48594NSH

Substrate: 10 mil Styrene



BASE DECK LINER


This Liner comes in 2 sizes:

Part# 48596NSH

Size : 48" x 15.5" QTY: 14

Part# 48597NSH

PART" x 18.5" QTY:16



AIR TOOLS LINER Part# 48599NSH

Size: 47" x 8" QTY:5



GONDOLA

CRAFTSMAN PEGBOARD BACKERS



Part# 54970NSH Size: 47" x 84"




Part# 54972NSH Size: 47" x 60"



ENDCAP & MID-AISLE PANELS

WE KNOW LIFTING

Floor Jack




A floor jack, often also referred to as a car jack, or service jack, is a mechanical device designed to give the user the necessary mechanical advantage to lift heavy loads.

Although floor jacks have a variety of uses, the vast majority pertain to lifting automobiles or trucks. A Floor Jack should always be used in conjunction with a Jack Stand.

- Experience Level** Light DIY to Professional
- Size & Capacity** Floor Jacks are available in many sizes, with capacity ranging from 2-ton "Trolley" Jacks, to 35-ton Truck Service Jacks.


Bottle Jack



Much like a floor jack, a Bottle Jack is hydraulically operated. The major advantage of a bottle jack is a smaller footprint.

- Experience Level** Light DIY to Professional
- Weight Rating** Available in many sizes with capacity ranging from 2 tons to 50 tons


Engine Hoist



Often called an engine crane, cherry picker or engine lift, an Engine Hoist is used to remove and install small engines in cars and trucks.

- Experience Level** Heavy DIY to Professional
- Weight Rating** The hoist must be greater than the weight of the object to be lifted.


Jack Stand



The jack stand is an adjustable height mechanical structure or frame that is used to support your car once lifted. It provides a solid mechanical stop to prevent your car from falling, which means you don't have to rely solely on the hydraulics of your floor jack (which you should never do).

- Experience Level** Light DIY to Professional
- Size & Capacity** Consider the type of car you will be working on. Jack stands come in all types of different heights and varieties. The most notable difference is height. Jack stands vary in height quite a bit, so it's important to choose one that is either tall enough or short enough to suit your vehicle. Capacity ranges from 2 to 22-ton.

Transmission Jack



A Transmission Jack is a hydraulic device designed to support, raise and lower a transmission once it has been disconnected from a vehicle.

- Experience Level** Professional
- Weight Rating** The transmission jack must be sized to the anticipated capacity and load.

SAFETY: All NAPA jacks and hoists are safety certified to the latest ASME-PALD and ASMEPASE standards. All jacks and hoists are designed for use only on hard, level surfaces.

Part# 48233NSH
Size: 38" x 44.5"

WE KNOW FILTERS

It's all about how you drive, not what you drive!

NAPA Platinum Filter

How You Drive

- Towing
- Extreme idle times
- Extreme periods at highway speeds

Where You Drive

- Highway
- Harsh conditions
- Extreme heat
- Extreme cold
- Lower gear mountainous climbs

Oil & Filter Change Intervals

- OE recommendation

Oil Type Used

- Full synthetics
- Synthetic blends



NAPA Proselect Filter

How You Drive

- Daily travel
- Running errands
- To and from work

Where You Drive

- Around town
- Highway

Oil & Filter Change Intervals

- 3,000 to 5,000 miles

Oil Type Used

- Conventional and conventional high mileage



NAPA Gold Filter

How You Drive

- Stop-and-go traffic
- Short trips
- Highway travel

Where You Drive

- On and off highway
- Dirty, dusty roads
- Construction sites
- Roads de-iced with slag
- Higher than 90°F weather

Oil & Filter Change Intervals

- OE recommendation

Oil Type Used

- Full synthetics
- Synthetic blends
- Conventional



Replacing a dirty air filter makes for a better running engine and saves money on engine maintenance.



Breathe better and live healthier with a clean cabin air filter.



K&N Filters



- Premium efficiency and capacity.
- Extended life high flow filter media.

MANN, MAHLE, & Hengst Filters



- Filters installed by many European Auto manufacturers.

FULL Filters



- Filters installed by many Asian Auto Manufacturers.

Part# 49506NSH
Size: 48" x 50"



TOOL TABLE ENDCAPS/FILTERS DISPLAY

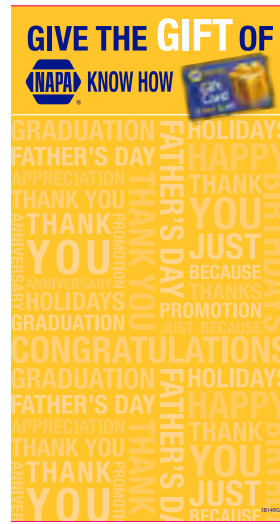




COUNTERTOP - CLUTTER CONTROL (NAPA REWARDS)



Part# 48185NSH QTY: 5
Size: 9" x 12"



Part# 48183NSH QTY: 5
Size: 6.5" x 12"





Part# 60128NSH (Window Poster) QTY: 1
Size: 36" x 48"



Part# 60129NSH (Small Window Poster)
QTY: 1 Size: 24" x 36"



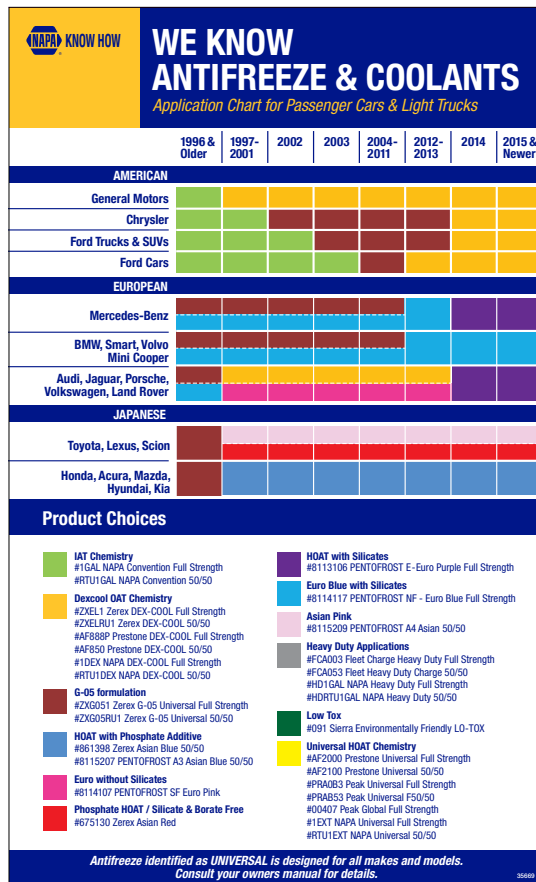
Part# 48181NSH QTY: 5
Size: 18" x 4"



Part# 48187NSH (Takeaway) QTY: 100
Size: 3.5" x 2"



ANTIFREEZE GRAPHIC & HARDWARE KIT



QTY:1

Size: 7" x 11.5"

ANTIFREEZE GRAPHIC & HARDWARE KIT #48420NSH



ACTION DANGLERS



Size: 4.6" x 6.5"



Size: 4.6" x 6.5"



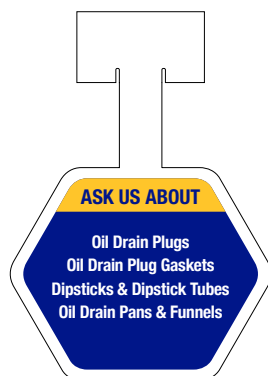
Size: 4.6" x 6.5"

QUANTITY 4 EACH PER KIT
ACTION DANGLER KIT #38535

Substrate: 8 mil



DORMAN DANGLERS



Size: 4.6" x 6.5"



Size: 4.6" x 6.5"



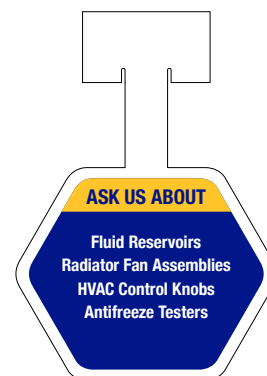
Size: 4.6" x 6.5"



Size: 4.6" x 6.5"



Size: 4.6" x 6.5"



Size: 4.6" x 6.5"



Size: 4.6" x 6.5"




Size: 4.6" x 6.5"



Size: 4.6" x 6.5"



Size: 4.6" x 6.5"



Size: 4.6" x 6.5"

QUANTITY 1 EACH PER KIT
DORMAN DANGLER KIT #38559

Substrate: 8 mil



NEW ITEM WOBBLER



Size: 4.6"x6.5" - QTY:1

NEW ITEM WOBBLER #47589

Quantity of 20 per kit

Substrate: Synthetic Paper

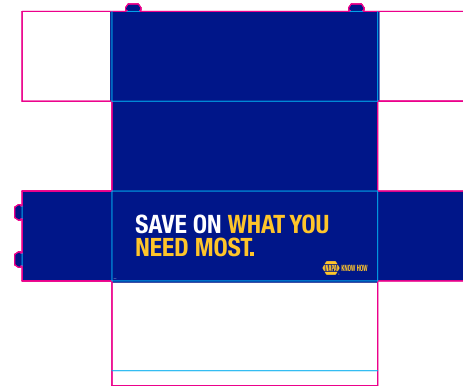


ENDCAP FILLER BOXES

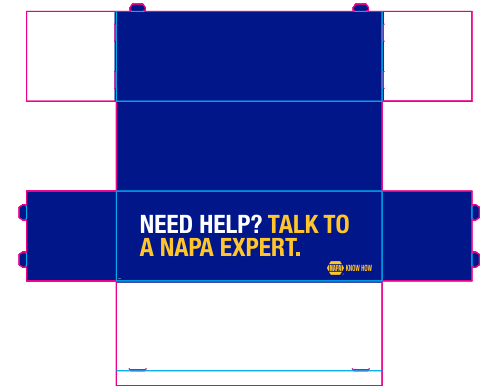


QUANTITY OF 2 EACH PER KIT
ENDCAP FILLER BOX KIT #48422NSH

Substrate: B-Flute



Size: 61.5" x 51"



Size: 61.5" x 51"



Size: 61.5" x 51"



BODY HARDWARE SPINES



Size: 3"x 44.25"



Size: 3"x 44.25"



Size: 3"x 44.25"



Size: 3"x 44.25"



Size: 3"x 44.25"



Size: 3"x 44.25"



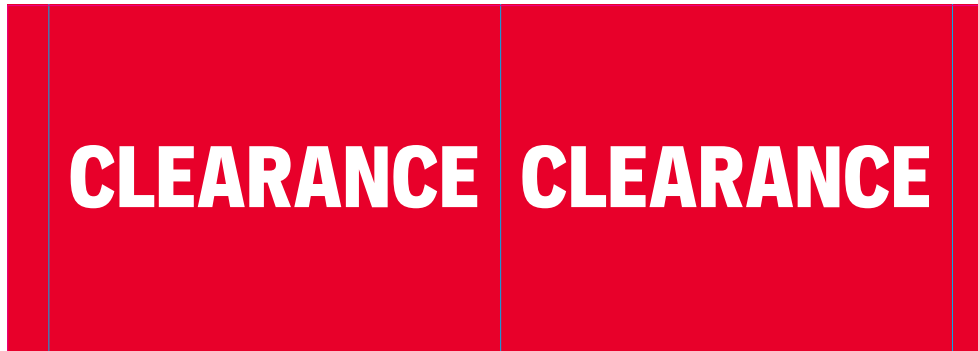
Size: 3"x 44.25"

QUANTITY OF 1 EACH PER KIT
BODY HARDWARE GRAPHIC KIT #48219NSH

Substrate: 20 mil Styrene



CLEARANCE ENDCAP GRAPHIC



Size: 48"x17" - QTY:1



Size: 35.50"x17" - QTY:1



Size: 48"x1.1875" - QTY:5

CLEARANCE ENDCAP GRAPHIC KIT #48229NSH

Substrate: B-Flute



WE SPEAK SPANISH WINDOW CLING

SE HABLA ESPAÑOL

Size: 36"x 12" - QTY:1

WE SPEAK SPANISH WINDOW CLING #48600NSH

Substrate: PVS




OUTDOOR ADVENTURE

UPPER PERIMETER HEADERS



LOWER PERIMETER HEADERS



SHELF SIGNAGE




KIT #56719NSH

Substrate: 60 mil Styrene




OUTDOOR ADVENTURE

SHELF BACKER



SHELF SIGNAGE



KIT #56719NSH

Substrate: 60 mil Styrene



OUTDOOR ADVENTURE

PRODUCT SIGNAGE

HITCH MOUNT CARGO CARRIER

FEATURES

- 48" x 20" x 4"
- 500 lbs. (227 kg.)

DETAILS

- Corrosion-resistant, powder-coated steel
- Transport luggage, camping gear and equipment

1.25" x .75" PRICE LABEL

ROOFTOP CROSS BARS

FEATURES

- 60" x 19.5" x 4"
- 500 lbs. (227 kg.)

DETAILS

- Corrosion-resistant, powder-coated steel
- 12 built-in tie-down points for safety
- Easy fold-up capability

1.25" x .75" PRICE LABEL

HITCH MOUNT BICYCLE CARRIER

FEATURES

- 120 lbs. (54 kg.)

DETAILS

- Carrier arm lifts down to allow access to cargo space
- Holds up to 4 bikes
- Weather-resistant steel construction
- Padded clamp cradles
- 7 lbs. 2" receiver

1.25" x .75" PRICE LABEL

FOLDING HITCH MOUNT CARGO CARRIER

FEATURES

- 60" x 19.5" x 4"
- 500 lbs. (227 kg.)

DETAILS

- Corrosion-resistant, powder-coated steel
- 12 built-in tie-down points for safety
- Easy fold-up capability

1.25" x .75" PRICE LABEL

ROOFTOP/HITCH MOUNT CARGO CARRIER

FEATURES

- 120 lbs. (54 kg.)

DETAILS

- Versatile rack mounts to hitch or rooftop
- Weather-resistant steel construction
- 2 in. 1 flexible design

1.25" x .75" PRICE LABEL

REESE® EXPLORER J-RAC KAYAK CARRIER

FEATURES

- Attaches to most cross bars with ease to use J-hitch
- Secures the kayak in an upright position
- Padded to protect watercraft
- Bow and stern tie-down straps included

1.25" x .75" PRICE LABEL

HITCH MOUNT CARGO CARRIER

FEATURES

- 48" x 20" x 4"
- 500 lbs. (227 kg.)

DETAILS

- Corrosion-resistant, powder-coated steel
- Transport luggage, camping gear and equipment

1.25" x .75" PRICE LABEL

TRUNK MOUNT BICYCLE CARRIER

FEATURES

- 90 lbs. (41 kg.)

DETAILS

- Holds up to 3 bikes
- Weather-resistant steel construction
- Rubberized cradles
- Double arm design

1.25" x .75" PRICE LABEL

JACK SIGNAGE

ELECTRIC TRAILER JACK

FEATURES

- 3500 lbs. Lift Capacity
- A-Frame Tongue
- Trailer Tie Wind
- Retracted Height: 28.5 inches

TOP WIND FRAME JACK

FEATURES

- 5000 lbs. Lift Capacity
- Round Tube A-Frame Jack, Top Wind
- Retracted Height: 19.1 inches
- Extended Length: 23.5 inches

TRAILER TONGUE JACK

FEATURES

- 5000 lbs. Lift Capacity
- Weld on Tubular Mount
- Trailer Tongue Jack/Top Wind
- 11.25" inch Travel

A-FRAME JACK

FEATURES

- 5000 lbs. Lift Capacity
- Top Wind
- 10 inch Travel

FOLD UP TRAILER JACK

FEATURES

- 1000 lbs. Capacity
- Retracted Height: 22 inches
- Extended Height: 33 inches
- Side Wind & Corrosion Resistant
- 10 inch Travel

SWIVEL TRAILER JACK

FEATURES

- 2000 lbs. Lift Capacity
- Weld on Swivel Jack, Top Wind
- 10 inch Travel

KIT #56719NSH

Substrate: 60 mil Styrene



LIGHTING PLANOGRAM KIT - PLANOGRAM T05




Part# 53393NSH
Size: 5.8" x 4"



Part# 53394NSH
Size: 5.8" x 4"



Part# 53395NSH
Size: 5.8" x 4"



Part# 53396NSH
Size: 5.8" x 4"




Part# 53397NSH
Size: 5.8" x 4"



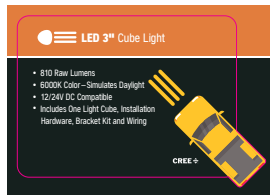
Part# 53398NSH
Size: 5.8" x 4"




Part# 53399NSH
Size: 5.8" x 4"




Part# 53400NSH
Size: 5.8" x 4"



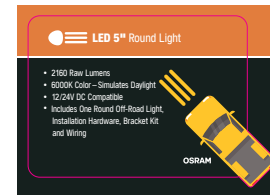
Part# 53401NSH
Size: 5.8" x 4"



Part# 53402NSH
Size: 5.8" x 4"



Part# 53403NSH
Size: 5.8" x 4"



Part# 53404NSH
Size: 5.8" x 4"



Part# 53405NSH
Size: 5.8" x 4"



Part# 53406NSH
Size: 5.8" x 4"

QUANTITY OF 1 EACH PER KIT
LIGHTING PLANOGRAM GRAPHIC & HARDWARE KIT #53391NSH

Substrate: 20 mil Styrene



Part# 53392NSH
Size: 5" x 36"





LIGHTING PLANOGRAM KIT





DIAGNOSTIC - PLANOGRAM 720

SCAN TOOLS & CODE READERS

Part# 49780NSH

Size: 6.8750"x 2" QTY:2

DIGITAL MULTIMETERS

Part# 49781NSH

Size: 6.8750"x 2" QTY:1

STARTING & CHARGING DIAGNOSTICS

Part# 49782NSH

Size: 6.8750"x 2" QTY:1

TEST LIGHTS

Part# 49783NSH

Size: 6.8750"x 2" QTY:1

PRESSURE & VACUUM TESTERS

Part# 49784NSH

Size: 6.8750"x 2" QTY:1

TIMING LIGHTS

Part# 49785NSH

Size: 6.8750"x 2" QTY:1

DIAGNOSTIC GRAPHIC KIT #49779NSH (Includes Hardware)

Substrate: 20 mil Styrene



SERVICE TOOLS - PLANOGRAM 609

FUEL SYSTEM SERVICE

Part# 49787NSH

Size: 6.8750"x 2" QTY:1

OIL SERVICE

Part# 49788NSH

Size: 6.8750"x 2" QTY:3

BRAKE SERVICE

Part# 49789NSH

Size: 6.8750"x 2" QTY:2

STEERING & SUSPENSION

Part# 49790NSH

Size: 6.8750"x 2" QTY:2

ENGINE & DRIVETRAIN

Part# 49791NSH

Size: 6.8750"x 2" QTY:2

EXTRACTOR TOOLS

Part# 49792NSH

Size: 6.8750"x 2" QTY:1

THREAD REPAIR

Part# 49793NSH

Size: 6.8750"x 2" QTY:1

HEATING & COOLING

Part# 49794NSH

Size: 6.8750"x 2" QTY:2

INTERIOR & TRIM

Part# 49795NSH

Size: 6.8750"x 2" QTY:1

BATTERY SERVICE

Part# 49796NSH

Size: 6.8750"x 2" QTY:2

MULTI-APPLICATION

Part# 49797NSH

Size: 6.8750"x 2" QTY:4

SERVICE TOOL KIT #49786NSH (Includes Hardware)

Substrate: 20 mil Styrene



MOBILE ACCESSORIES - PLANOGRAM T09

APPLE CHARGING CABLES

Part# 54117NSH
Size: 48"x 4" QTY:1

CHARGING ADAPTORS

Part# 54120NSH
Size: 48"x 4" QTY:1

ANDROID CHARGING CABLES

Part# 54118NSH
Size: 48"x 4" QTY:1

HANDS FREE

Part# 54121NSH
Size: 48"x 4" QTY:1

PORTABLE POWER

Part# 54119NSH
Size: 48"x 4" QTY:1

AUDIO ACCESSORIES

Part# 54122NSH
Size: 48"x 4" QTY:1

MOBILE ACCESSORIES GRAPHIC KIT #54116NSH

1 each per kit

Substrate: 20 mil Styrene



DASH CAM & ALERTS - PLANOGRAM T08



Part# 54126NSH
Size: 48"x 4" QTY:1



Part# 54125NSH
Size: 48"x 4" QTY:1

DASH CAM & ALERTS GRAPHIC KIT #54124NSH
1 each per kit

Substrate: 20 mil Styrene



CURBSIDE PICKUP



Part# 54665NSH
Size: 36"x 48" QTY:1



Part# 54668NSH
Size: 24"x 36" QTY:1



BOPIS



Part# 52935NSH QTY: 5
Size: 8"W x 8"H



Part# 52838NSH QTY: 2
Size: 10"W x 10"H



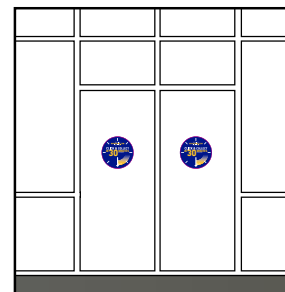
Part#53940NSH QTY: 2
Size: 4.3431"W x 16"H



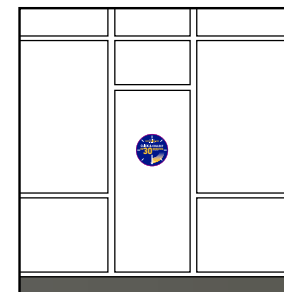
Part#53941NSH QTY: 2
Size: 6"W x 2"H



Part#52840NSH QTY: 10
Size: 3.78"W x 6.49"H



For double door application



For single door application

NAPA BOPIS GRAPHIC & HARDWARE KIT #56097NSH

Substrate: Vinyl



PRODUCTS CARDS

16' LIFTING PLANOGRAM KIT


CHANGULI POWER

20 TON HYDRAULIC SHORT BOTTLE JACK

SPECIFICATIONS

- Capacity: 20 Tons
- Lifting Range: 7.25"-12.13"
- Ext. Screw: 1.5"
- Saddle Diameter: 5.13"
- Power LIFT: 3.38"
- Weight: 19.82 lbs.

NLE 7912240



Manufactured to comply with current ASME P110 standards.

Part# 56066NSH

Size: 7.75"x 3.5"

GENERATOR PLANOGRAM KIT

BE POWER EQUIPMENT

6500W GENERATOR

FEATURES

- Electric start
- Low oil shutdown
- Fuel tank capacity: 20L, 11.8 Gal
- Automatic voltage regulator (AVR)
- Run time: 7hr @ full load
- Inverterless 380 cc engine
- Automatic idle down
- 8" Wheel kit

BEP BE6500RUSC

SPECIFICATIONS

- Max Output: 6500W
- Running Output: 5500W
- Receptacles: 2 x 120V 20A GFCI
- 1 x 120V 30A Breakback
- 1 x 240V 30A Breakback
- 12V DC 8.3A



Part# 56068NSH

Size: 7.75"x 3.5"

PRESSURE WASHER PLANOGRAM KIT

BE POWER EQUIPMENT

1500 PSI ELECTRIC PRESSURE WASHER

1.4 GPM


FEATURES

- Turbo nozzle lance
- Variable spray nozzle lance
- Total stop system
- Onboard storage, gun holder & cord holder
- Detergent bottle
- 12 Amp 120V Volt
- 20' High pressure hose

BEP P1415EN

SPECIFICATIONS

- Gas / Electric: Electric
- Pressure Washer PSI: 1500 psi
- Motorpower Rating: 1.3 HP



Part# 56071NSH

Size: 7.75"x 3.5"

8' LIFTING PLANOGRAM KIT

CHANGULI POWER

3.5 TON JACK

PROFESSIONAL SERVICE

SPECIFICATIONS

- Capacity: 3.5 Tons
- Lifting Range: 4"-20.15"
- Saddle Diameter: 5.5"
- Handle Length: 93.25"
- Weight: 112 lbs.

NLE 7916420



Manufactured to comply with current ASME P110 standards.

Part# 56070NSH

Size: 7.75"x 3.5"

WELDING PLANOGRAM KIT

WELDING

SPIDERMAN WELDING HELMET

EFP GEN Y SERIES


FEATURES

- Best Looking Graphics In The Industry
- Externally Adjustable Auto-darkening
- Military Grade Anti-Fog Coating
- 9 Way Adjustable Halo
- Scratch Resistant Lenses
- Face Forming Profile

WLD 7778701

SPECIFICATIONS

- Viewing Area: 180°
- Weight: 1.5 lbs.



Part# 56069NSH

Size: 7.75"x 3.5"



THANK YOU